



Development pathways for the DRC to 2050

Special Report

Kouassi Yeboua

Last updated 07 June 2023

Table of contents

Summary	3
Introduction	4
Background	5
Governance	7
Demographics	9
Poverty and inequality	14
Education	15
Health	19
Infrastructure	23
Economy	28
Agriculture and Climate Change	34
Components of a positive development pathway	36
Conclusion	49
Annexure	52
Acknowledgment	62
Notes	62
Endnotes	63
Donors and Sponsors	66
Reuse our work	67
Cite this research	67



Summary

- Despite its huge natural resources, the DRC ranks near the bottom in various development indicators and poverty is widespread. [Jump link to Introduction](#)
- Bad governance, cronyism and corruption are holding back developmental progress. [Jump link to Governance](#)
- The average income is about 40% of its value at independence in 1960. On the current development trajectory, the projected income per capita by 2050 is almost the same as its value in the 1970s. [Jump link to Economy](#)
- Despite being the country with the largest available farmland in Africa, the DRC has not achieved food independence and malnutrition is widespread. [Jump link to Agriculture and climate change](#)
- The huge infrastructure deficit, especially transport infrastructure and electricity supply, is impeding higher productivity and growth. [Jump link to Infrastructure](#)
- Low completion rates and quality are some of the challenges facing the education system. There is a disconnect between this system and the needs of the labour market. [Jump link to Education](#)
- Congolese have little access to basic healthcare, mainly due to lack of funding of the sector, mismanagement, shortage of qualified medical staff and high cost of healthcare. [Jump link to Health](#)
- The high fertility rate is constraining the prospects for human development. [Jump link to Demographics](#)
- The DRC has not made progress in transforming its economy. Exports are poorly diversified and almost exclusively consist of primary products that remain subject to volatile global commodity markets. [Jump link to International trade](#)

Introduction

The Democratic Republic of the Congo (DR Congo) is the second largest country in Africa after Algeria in terms of territory and the third most populous country in Africa after Nigeria and Ethiopia. It has a surface area of 2.3 million km² and a population of more than 85 million.[1] The country is particularly known for its abundant and diverse mineral resources, extensive navigable waterways, vast hydroelectric potential and its arable land estimated at 80 million hectares. It possesses about 50% of the global reserves of cobalt, 25% of the world's diamond reserves and large reserves of coltan.[2]

With these immense and enviable natural resources, one would expect the DR Congo to be among the richest economies and even one of the locomotives of economic growth in Africa. However, the reality is quite different. The country is a classic case of what is called the 'paradox of plenty'. Indeed, the DR Congo ranks near the bottom in various human and economic development indicators.

It was unable to fulfil any of the Millennium Development Goals (MDGs) by 2015[3] and remains a low-income country with one of the lowest GDP per capita in the world. More than 70% of the population lives in extreme poverty and the country ranks 179th of 189 countries on the Human Development Index. [4] For most of its recent history, the country has been plagued by persistent political instability, violent conflict involving foreign and local armed groups, and poor governance.

Even though the DR Congo is portrayed as a post-conflict country, considerable parts of the country and millions of Congolese are still coping with violent conflict daily, including large parts of North Kivu, South Kivu, Ituri, Haut-Uele and Tanganyika provinces. Consequently, the country continues to face an acute and complex humanitarian crisis.

According to the UN Office for the Coordination of Humanitarian Affairs (OCHA), the DR Congo is currently home to five million internally displaced people, the largest in Africa. It also hosts 538 000 refugees from neighbouring countries and has the second largest number of people in acute food insecurity in the world with 15.6 million people affected while 4.7 million people suffer from acute malnutrition.[5]

In sum, the DR Congo faces numerous development challenges. There are, however, reasons to expect a better future. The first peaceful transfer of power in the country's history offers hope for national and regional stability — a key condition for inclusive sustained growth and development.

The new president, Félix Tshisekedi, has promised major reforms and policies to transform the country's image of poverty, conflicts and diseases into a flourishing economy and a conducive place for investment. In his speech during the 'Makutano Forum' that took place in September 2019 in Kinshasa, President Tshisekedi promised to set the country on a path of sustained economic growth. He pointed out that, 'DRC has for a long time been termed as a giant with clay feet, however, the country is now standing and ready to move forward.'[6]

This report first presents the likely human and economic development prospects of the DR Congo to 2050 on its current trajectory. The analysis of the Current Path is followed by a set of complementary scenario interventions that explore the impact of sectoral improvements on the future of the country that may help the authorities to achieve their long-term development targets.

The report uses the International Futures (IFs) forecasting platform (see Box 1) to compare progress with three main country groups (global low-income, Africa low-income and sub-Saharan Africa). The DR Congo is excluded from these groups.

Box 1: Tool for forecasting: The International Futures (IFs) modelling platform

The IFs modelling platform is a global long-term forecasting tool that integrates various development systems, including demography, economy, education, health, agriculture, environment, energy, infrastructure, technology and governance. It blends different modelling techniques to form a series of relationships based on academic literature to generate its forecasts.

IFs uses historical data from 1960 (where available) to identify trends and produce a 'Current Path' scenario from 2015 (the current base year). The Current Path is a dynamic scenario representing current policy choices and technological advancements and assumes no significant shocks or catastrophes. However, it moves beyond a linear extrapolation of past and current trends by leveraging our available knowledge about how systems interact to produce a dynamic forecast.

The data series within IFs comes from a range of international sources like the World Bank, World Health Organization (WHO) and various UN bodies like the Food and Agricultural Organization (FAO) and the United Nations Population Fund (UNPF). The model is an open-source tool and can be downloaded for free at www.pardee.du.edu.

This project uses IFs version 7.63 for its analysis.

Note that all gross domestic product (GDP) and GDP per capita figures in this report are in 2017 constant US\$.

Background

The history of the DR Congo, since its independence, has been characterised by recurrent conflicts and political instability, poor governance and ineffective economic policies. Almost immediately after the country gained independence in 1960, it experienced social and political upheavals. The army mutinied one week after independence and the provinces of Kasai and Katanga, respectively rich in diamond and copper, attempted to secede in the following weeks.[7] Eventually, United Nations and Congolese government forces managed to reconquer Kasai (in December 1961) and Katanga (in January 1963).

The first republic, between 1960 and 1965, was marked by armed conflicts that claimed the lives of nearly two million Congolese and ended in a military coup led by Colonel Joseph-Désiré Mobutu on 24 November 1965. Mobutu declared himself president for five years and was elected as such but without opposition in 1970.[8]

Amongst many measures, Mobutu rolled back the imposition of a federal state as set out in the 1964 Luluabourg Constitution that had divided the country into 21 provinces. Henceforth, the country was divided into nine provinces with limited provincial autonomy. The impetus towards greater regional autonomy did not disappear, however. In 1982, the parliament embarked on a series of reforms, including administrative decentralisation but the legal text was never implemented. Mobutu was eventually forced from power in 1997 having effectively mismanaged his country for more than three decades.[9]

Efforts at economic reform on the back of high copper prices did see a brief period of economic expansion between 1967 and 1973 that came to an abrupt end with the two oil crises (1973 and 1979) and the fall in the price of copper (1975). The

impact of the 1973 oil crisis was exacerbated by the introduction of Mobutu's Zairianisation policy in 1973 (a form of indigenisation of the economy) that was followed by the radicalisation policy which saw an increase in the role of the state in the economy.

These policies along with poor public financial management and wanton corruption led to hyperinflation, mounting debt, capital flight, increased poverty, and low agricultural production, among other problems.[10] By 1975, the country could no longer service its debt and requested the assistance of the IMF to extricate it from its economic crisis.

From 1983 to 1989, the DR Congo partnered with the IMF and the World Bank in a structural adjustment programme that contributed to economic recovery. However, with the return of a more favourable external environment, the government ceased its efforts at policy and governance reforms only to again experience a marked deterioration in its financial performance.[11]

The end of the Cold War in 1989 effectively robbed the DR Congo of its strategic importance and coincided with a drawn-out political transition, hyperinflation, currency depreciation and the increasing use of the United States dollar in the economy. The weak state and the impact of the Rwandan genocide of 1994 that saw some 1.2 million Rwandese Hutus flee to the eastern part of the country, set the stage for the start of the 1996/97 war.

By 1996, the DR Congo faced a crisis while Mobutu's international support had almost completely vanished.[12] Successive efforts by the IMF and the World Bank to provide support had also come to naught.

In May 1997, Mobutu was driven from power by the Alliance of Democratic Forces for the Liberation of Congo (AFDL), a coalition of rebel groups backed by Rwanda and Uganda. Laurent-Désiré Kabila proclaimed himself president and changed the name of the country from Zaïre to the DR Congo. He inherited a dysfunctional country and attempted to carry out limited economic and financial reforms, notably a monetary reform that instituted a new currency, the Franc Congolais. He also reduced the decentralised entities (provinces) to four.

However, his fall-out with his old supporters led to a second war — often called the Great African War or the African World War — in August 1998 that involved a number of neighbouring states. The conflict was eventually brought to an end with the signing of the Lusaka Ceasefire Agreement in July 1999 between the DR Congo, Angola, Namibia, Rwanda, Uganda and Zimbabwe and the establishment of the United Nations Organisation Mission in the Democratic Republic of the Congo (MONUC).

MONUC's initial mandate was to observe the ceasefire and the disengagement of state and non-state armed forces but its mandate was substantially expanded over time. According to some studies, the war claimed the lives of millions of people, a large part of which were children under the age of five.[13]

In 2001, President Laurent-Désiré Kabila was assassinated and succeeded by his son, Joseph Kabila Kabange. The result was a re-engagement with the international community, allowing MONUC to deploy across the country. In 2002, talks among Congolese actors led to the signing of a peace agreement — the *Accord Global et Inclusif*. This paved the way for the 2003 Transition Constitution, three years of transition, and the holding of the first free and fair elections in the country in 2006, which Joseph Kabila won.

The Accord and the Transition Constitution tasked the Senate with the drafting of the new Constitution that benefited from the work of a constituent assembly, provincial consultations and the input of foreign and Congolese legal experts. The subsequent (and still current) Constitution was adopted in December 2005 by popular referendum and promulgated

by President Kabila in February 2006 against a backdrop of ongoing political and security crises. The subsequent 2008 organic law on the territorial-administrative organisation of the state set out the structure of provinces, decentralised territorial entities and deconcentrated territorial entities.

However, little has come of these intentions. The central government failed to meet the 2010 deadline for the establishment of the 26 provinces envisioned in the Constitution, only completing that task five years later.[14]

In the meanwhile, in 2010, MONUC became the United Nations Organisation Stabilisation Mission in the Democratic Republic of the Congo (MONUSCO), now acting in support of an elected government. Joseph Kabila was re-elected in the 2011 presidential election although the event was marred by accusations of corruption and fraud.

Subsequent ambiguity about whether or not Kabila intended to stand for a third term — from which he was constitutionally barred — coupled with a two-year delay in holding the elections, sparked sustained and widespread protests and created significant instability. Following pressure from continental, regional and international actors, Kabila announced, in mid-2018, that he would not stand again and national and provincial elections were eventually held in December 2018. The election results were heavily disputed by the opposition and civil society.

According to domestic election observers, opposition leader Martin Fayulu won the presidential contest. President Félix Tshisekedi's arrival in power is widely perceived as the result of a political deal struck by outgoing President Kabila, whose party lost but who maintains a significant grip on power as a result of a substantial majority in parliament.

Tshisekedi's *Union pour la Démocratie et le Progrès Social* (UDPS), Kabila's *Front Commun pour le Congo* (FCC), and Tshisekedi's running mate, Vital Kamerhe's *Union pour la Nation Congolaise* (UNC) now govern the country through a rickety coalition government but which might soon change with the recent shift in power that has come with the ouster of the speaker of its parliament — a perceived Kabila loyalist.

Governance

Governance in the DR Congo is characterised by networks of rent-seeking political, military and economic elites that direct and organise the abundant natural resources of the country to serve their ethnic and regional allegiances rather than for sustainable development.[15] Key positions in the administration are typically allocated based on a system of political patronage (prebendalism) rather than on merit.[16]

Despite its vast size, the DR Congo has been a highly centralised state until, in terms of the 2006 Constitution, the former 11 provinces were divided into 26 new territorial units. The subsequent implementation of decentralisation has been fraught, however. As stated by Zongwe:

The rolling out of the decentralisation policy and its timing have been significantly driven by political calculations more than resource constraints, most recently by an attempt by the ruling government to divide provinces into smaller ones in order to prolong its rule. Even after the effective partition of the 11 former provinces [into 26], the process still suffers further complications, like delays and logistic problems in electing new governors, which in turn led to litigation before the Constitutional Court in September 2018. These difficulties take place in a broader context of even greater challenges. The latter include insufficient capacity of provincial administrators, fiscal decentralisation, the questionable economic viability of most provinces, and repeated internal wrangling that has already culminated in the removal or resignation of governors in several provinces.[17]

By starving the provinces of money, Kinshasa effectively manages the country from the centre. Between 2007 and 2013, for example, the central government only transferred 6%–7% of taxes to the provinces instead of the 40% prescribed in the Constitution.[18]

A report by Transparency International[19] points out that, 'clientelism, rent-seeking and patronage have decimated fair competition, particularly in the sectors of public procurement and extractive industries in DR Congo.' The report notes that, 'the ruling elite has a direct stake in the country's economy, and often steer economic activities in accordance [with] their own personal opportunities.' Often these same state officials present themselves as private entrepreneurs or resort to their parents (or other family members) to obtain state contracts.[20]

Corruption is endemic in the DR Congo and permeates all sectors. It ranges from basic bureaucratic and administrative corruption to grand forms of corruption involving high-ranking members of the government and defence and security forces. The extractive (oil and mining) sector, tax and customs administrations, and the state-run enterprises are among the most affected. Significant amounts of mining revenues and taxes that are collected are not channelled to the treasury and end up in the pockets of individuals and public officials. Gécamines, the largest state-run company in the mining sector, is often cited as the main facilitator in the diversion of the mining revenue from the government budget.[21]

Poor government effectiveness and the absence of strong institutional and legal mechanisms to ensure accountability hamper economic progress and further deepen corruption. In 2019, the DR Congo ranked 168th of 180 countries on the Transparency International corruption perceptions index. This high level of corruption significantly affects domestic revenue mobilisation, and hence compromises the badly needed investment in basic socio-economic infrastructure in the country.

Chart 1: Governance indicators

Government effectiveness and regulatory quality indexes are sourced from the World Bank's Governance Indicators (WGI). Government effectiveness 'captures perceptions of the quality of public services, the quality of the civil service and the degree of its independence from political pressures, the quality of policy formulation and implementation, and the credibility of the government's commitment to such policies.' Regulatory quality measures 'perceptions of the government's ability to formulate and implement sound policies and regulations that permit and promote the private sector development.'

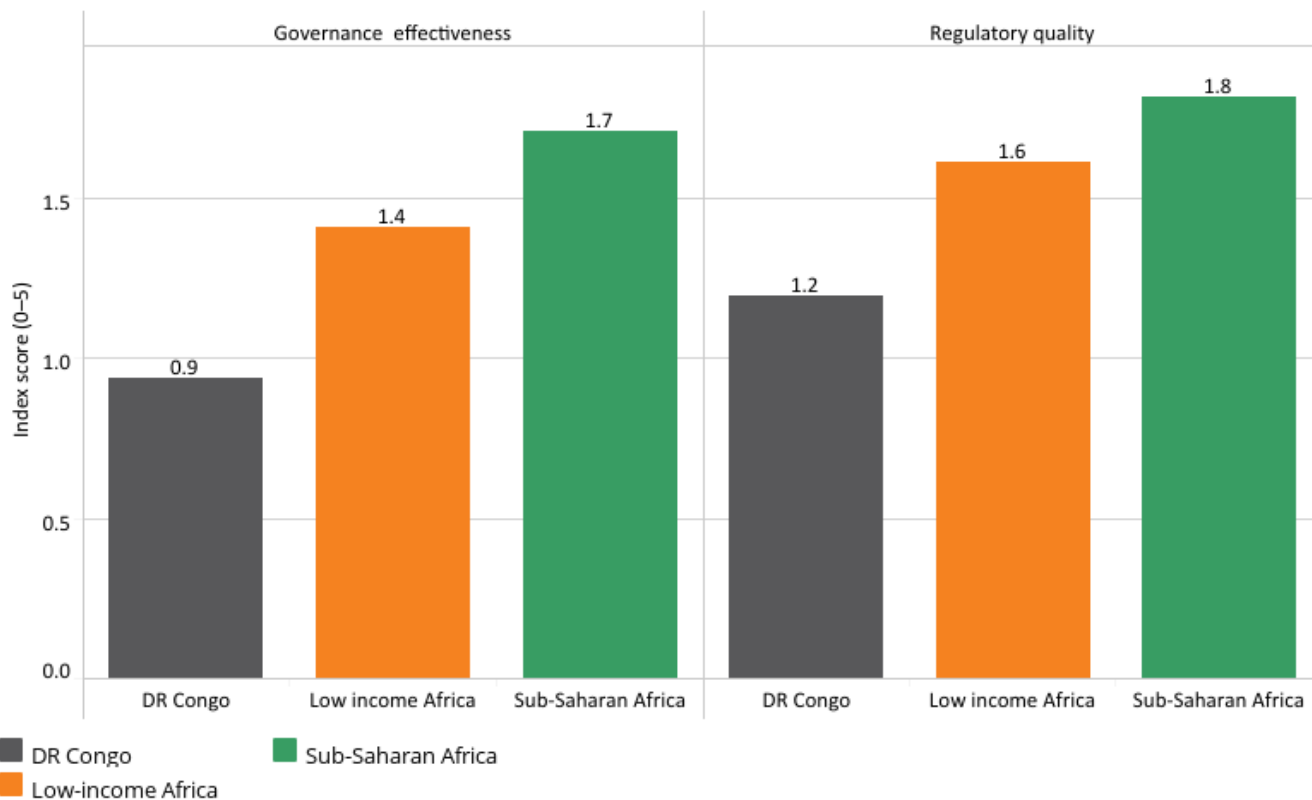
The **corruption perceptions index** is from Transparency International, which ranks countries based on perceptions of public sector corruption.

Following pressure from the international community, a legal framework to combat corruption was established under Joseph Kabila's regime but remains ineffective. It often serves more as a political weapon than an actual indication of political will to tackle corruption. As pointed out by Matti,[22] 'the rent-seeking elites in DR Congo generally lack the incentives and political will to build strong institutions to curb corruption.'

However, the new president has made a strong commitment to deviate from the inefficiency, corruption and political patronage that have characterised governance since Mobutu's era. Thus, a new commission to combat corruption has been created — *l'Agence de prévention et de lutte contre la corruption* (APLC) — and some high-level arrests have been

made, such as the president's chief of staff, Vital Kamerhe, who was found guilty of embezzlement. However, Vital Kamerhe's supporters and some observers perceive his arrest as politically motivated given his presidential ambitions for 2023 rather than a step towards the establishment of the rule of law in the country.

Chart 2: Governance performance for DRC and other groups, 2019



Source: IFS version 7.54; historical data from World Bank

[View on Tableau Public](#) ↶ ↷ ↺ ↻ | 📄 📑 🔗 Share

The institutional characteristics echo this telling feature of the institutional environment. The Polity V composite index from the Centre for Systemic Peace (CSP) categorises countries according to their regime characteristics. According to this index, the DR Congo has transitioned from an authoritarian governance model to an anocracy (reflecting its current unstable hybrid regime type). It is neither authoritarian nor fully democratic; it goes through the motions of elections, for example, but they are not substantively free and fair with all the attendant challenges associated with such hybrid systems.

In its most recent data update for 2018, the CSP allocated the DR Congo a score of -3 on its scale of -10 (full autocracy) to +10 (consolidated democracy). This is compared to the average for low-income countries of 1.36, indicating that the country has significantly more authoritarian governance characteristics than its peers.[23]

The V-Dem dataset, which compares different types of democracy, scores the DR Congo as 0.327 out of 1 on its electoral democracy index but only 0.139 on its liberal democracy index. This reflects the extent to which the nominal practices of democracy are not accompanied by substantive democracy. To compound these challenges, the gap between the two types of democracy has increased, reflecting the extent to which the DR Congo's institutions and elections lack legitimacy and that many of its core structures are not independent.

Demographics

The characteristics of a country's population can shape its long-term social, economic, and political foundations; thus, understanding a nation's demographic profile indicates its development prospects.

The population of the DR Congo is made up of 40 ethnic groups and a wide variety of sub-groups.[24] This diversity is an important factor in political, social and cultural terms and has evolved into an important source of tensions and conflicts in the country. The population is predominantly animist and Christian while French is the official language. The other major recognised and spoken national languages are Kikongo (in the west), Lingala (in Kinshasa and the northwest), Swahili (in the east) and Tshiluba (in the south centre).[25]

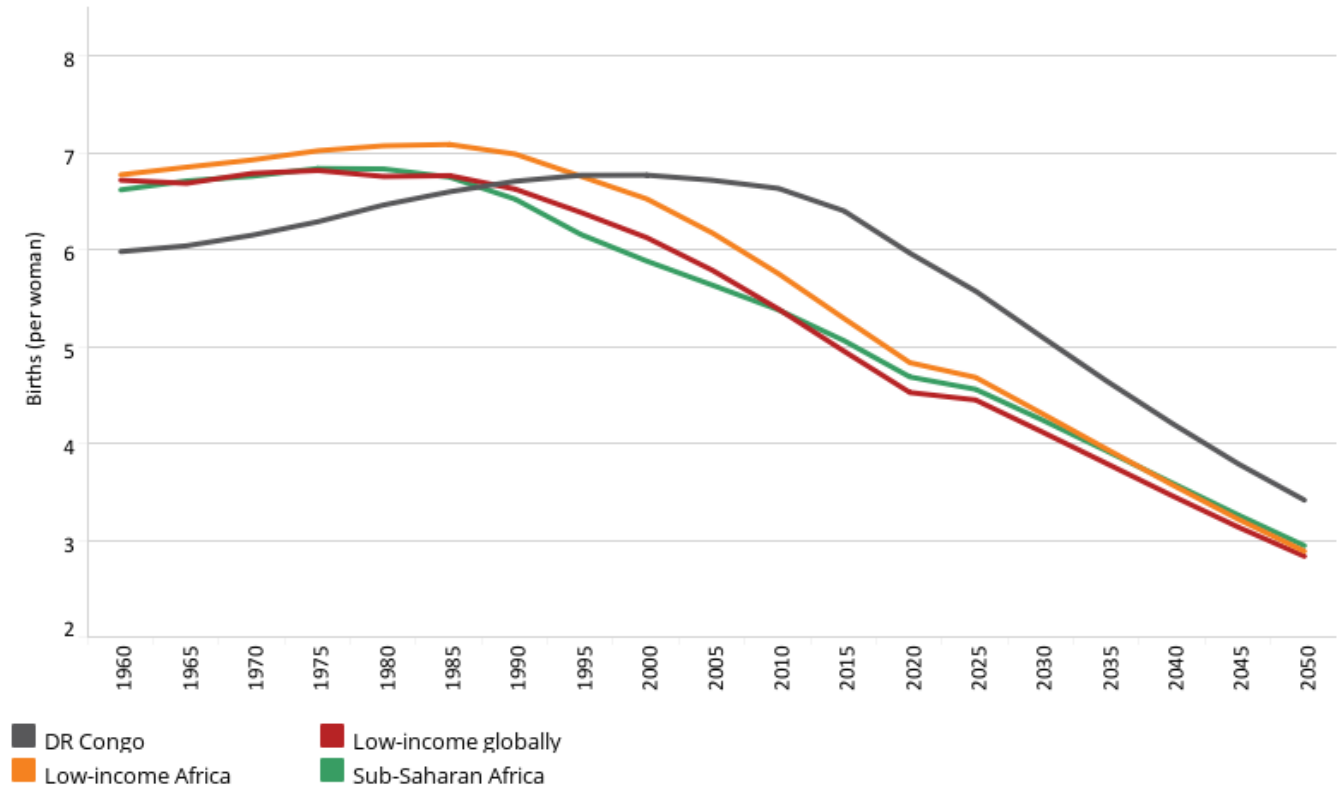
The fertility rate in the DR Congo was 5.9 children per woman in 2019, down from its average level of 6.7 in the 1990s. With one of the highest fertility rates in the world — it is currently ranked third globally after Niger (6.9) and Somalia (6.1) — the DR Congo's population is rapidly growing. The growth rate in 2019 was about 3.2%, making it the fifth highest in terms of population growth in Africa. Its total population was estimated at 89.5 million in 2020, and the country ranks third in Africa after Nigeria and Ethiopia in population size.

The fertility rate is not homogenous across the country. According to the Demographic and Health Survey (DHS) 2013/2014, Kinshasa has the lowest fertility rate with 4.2 children per woman. The highest fertility rate is recorded in Kasai Occidental with 8.2 children per woman. The urban areas have a lower fertility rate (5.4) compared to the rural areas (7.3).

The fertility rate also varies according to the level of education and wealth of the mother. The average number of children per woman with at least a secondary education is 2.9, and 7.4 for a woman with no education. The average number of children per woman in the poorest households is 7.6 while it is 4.9 in the wealthiest households. [26] Modern contraception use is about 20% and varies according to the level of education. For instance, it is 19% among women with at least secondary education while it is only 4% among women with no education.[27]

On the Current Path, the total fertility rate in the DR Congo is expected to be 3.4 in 2050. This will be above the averages for sub-Saharan Africa (2.9) and low-income countries globally (2.8) in 2050 (Chart 3). The country will then have the sixth highest fertility rate in the world.

Chart 3: Total fertility rate for DRC and other groups



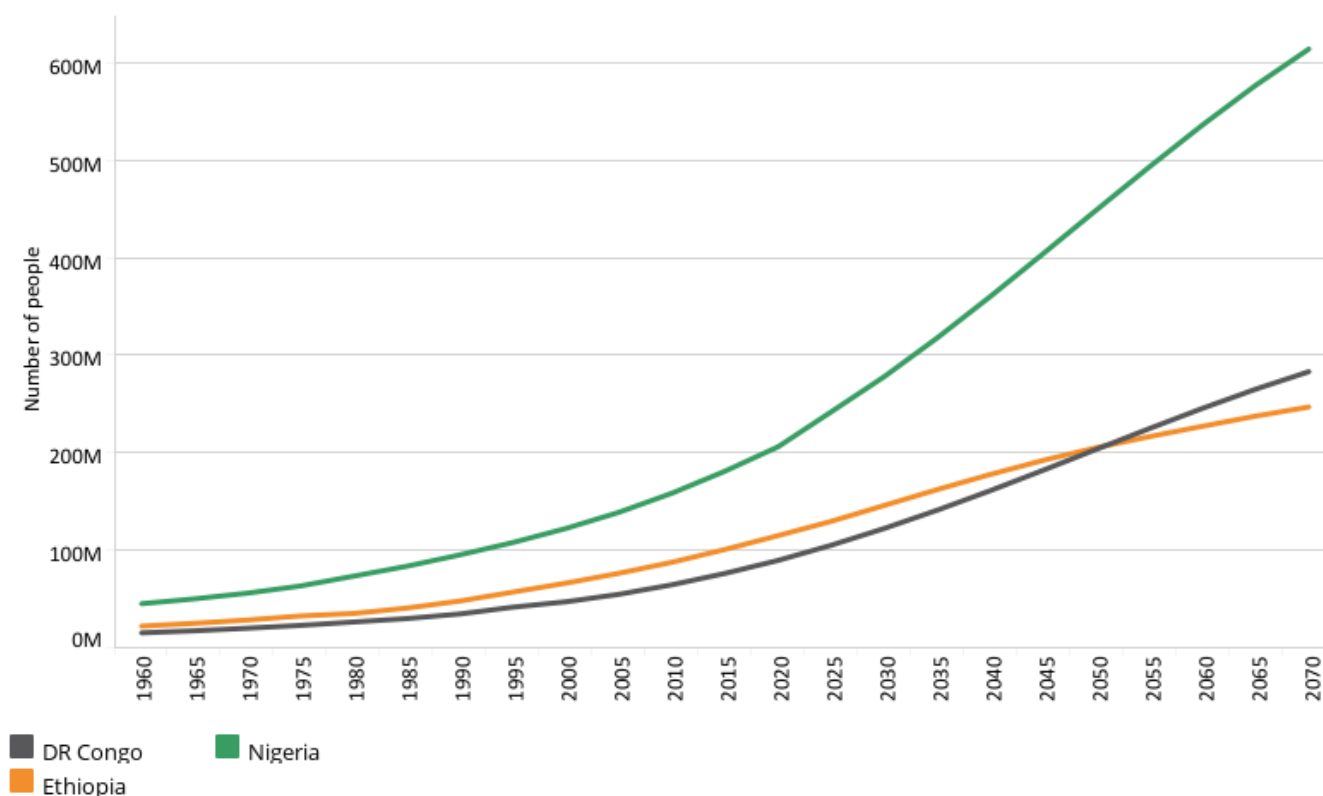
Source: Forecast in IFs version 7.54; historical data from the United Nations Population Division

[View on Tableau Public](#)

Navigation icons: back, forward, refresh, search, and share.

On the Current Path, the total population of the DR Congo is estimated to double by 2045 and overtake Ethiopia from 2050 to become the second most populous country in Africa after Nigeria (Chart 4).

Chart 4: Population figures for DRC, Ethiopia and Nigeria



Source: Forecast in IFs version 7.54; historical data from the United Nations Population Division

[View on Tableau Public](#)

[Refresh](#)
[Refresh](#)
[Refresh](#)
[Refresh](#)
[Share](#)

The high population growth in the DR Congo goes hand-in-hand with rapid urbanisation. In 2019, 45% of the population was living in urban areas and it is projected to reach 64% in 2050.[28] As a result of this rapid urbanisation, Kinshasa, the capital city with its population estimated at 12 million in 2016 and an annual growth rate of about 5.1%, is projected to be home to 24 million people by 2030. It will become the most populous city in Africa, ahead of Cairo and Lagos.[29]

This is likely to pose huge challenges without proper urban planning and management and if the creation of employment opportunities for urban youth is not achieved. Nearly 75% of the urban population in the DR Congo live in slums. This is 15 percentage points higher than the average for sub-Saharan Africa.[30]

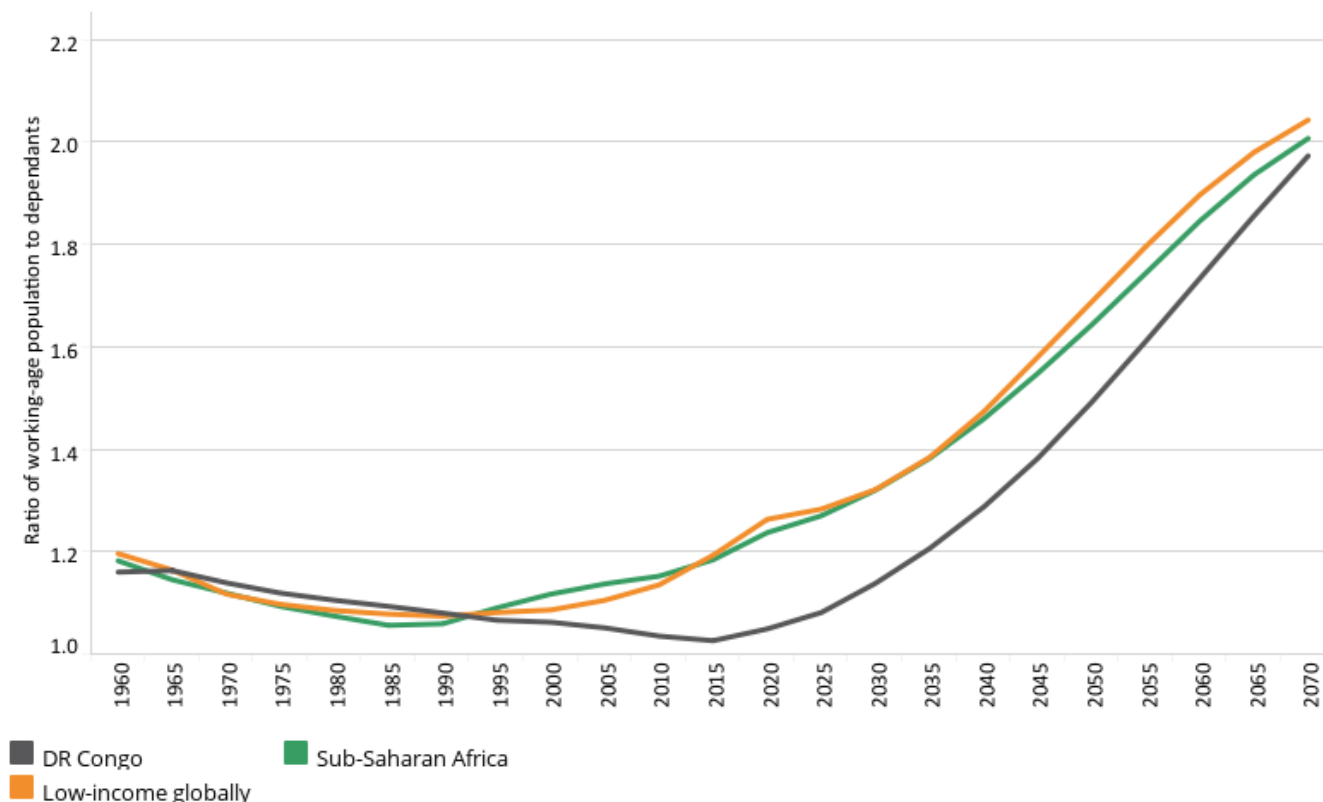
One of the important aspects of a nation's population is the age structure because it can contribute to or delay economic growth and progress in human development. The share of the working-age population (15 to 64 years) is currently 51% of the total population, and it is projected to be 60% in 2050.

About 46% of the country's population is under the age of 15. This means that a large portion of the population is dependent on the small workforce to provide for its needs. The population under 15 years is expected to decline but will still constitute about 36% of the population in 2050. The share of the elderly (65 and above) has been stable over time — it is about 3% — and it is projected to reach 3.6% in 2050.

When the ratio of the working-age population to dependent is 1.7:1 or more, countries often experience more rapid growth provided the growing number of workers can be absorbed by the labour market. This is an easy way in which to measure a country's demographic dividend.

On the Current Path, the ratio of the working-age population to dependents will only be at 1.2:1 in 2030 and 1.5:1 in 2050, below the threshold ratio of 1.7:1 that a country needs to reap the demographic dividend. The DR Congo only gets to this positive ratio at around 2060, implying that it will achieve its demographic dividend almost a decade later than the average for low-income countries globally.

Chart 5: Demographic dividend for DRC and other groups



Source: Forecast in IFs version 7.54; historical data from the United Nations Population Division

View on Tableau Public ↶ ↷ ↺ ↻ | 📄 📑 🔗 Share

Empirical studies have shown that the demographic dividend contributed significantly to the East Asian countries' economic miracle, however, the demographic change was not something that happened automatically but rather the result of demographic policies. For instance, these countries improved access to contraceptive services and encouraged couples to have fewer children through incentives.[31] Therefore, appropriate policies need to be implemented by DR Congo authorities to stimulate the demographic transition and to reap the demographic dividend.

The DR Congo also has a large youth bulge at 49%. A youth bulge is defined as the percentage of the population between 15 and 29 years old relative to the population aged 15 and above. In addition to the requirement for more spending on education, health services and job creation, large numbers of young adults can positively influence change in a country.

Events such as the Arab Spring and social unrest in Chile and Sudan have shown that large numbers of young adults, particularly males without employment or job prospects, can carry the seeds for socio-political instability but they also have the potential of youth activism leading to positive political changes in a country.

Without the design and implementation of sound demographic policies aimed at bringing down the current high fertility

rate, the rapidly growing population in the DR Congo is a significant obstacle to the country's progress towards economic prosperity and decent human development.

Poverty and inequality

The DR Congo is among the world's poorest countries with a GDP per capita of US\$837 in 2019. In 2005, 94% of the Congolese were surviving on less than US\$1.90 a day, the international threshold of extreme poverty for low-income countries. It declined to about 77% in 2012. The latest estimation by the World Bank put the extreme poverty rate at 73% in 2018.[32]

Despite this modest decline, extreme poverty in the DR Congo is exceptionally high and above that of sub-Saharan Africa which is at about 41.1%.[33] With about 60 million people living in extreme poverty, DR Congo is the country with the highest number of poor people in sub-Saharan Africa after Nigeria which has about 83 million people in extreme poverty. According to the World Bank, DR Congo, India, Nigeria, Ethiopia and Bangladesh are home to 50% of the people that are extremely poor in the world.

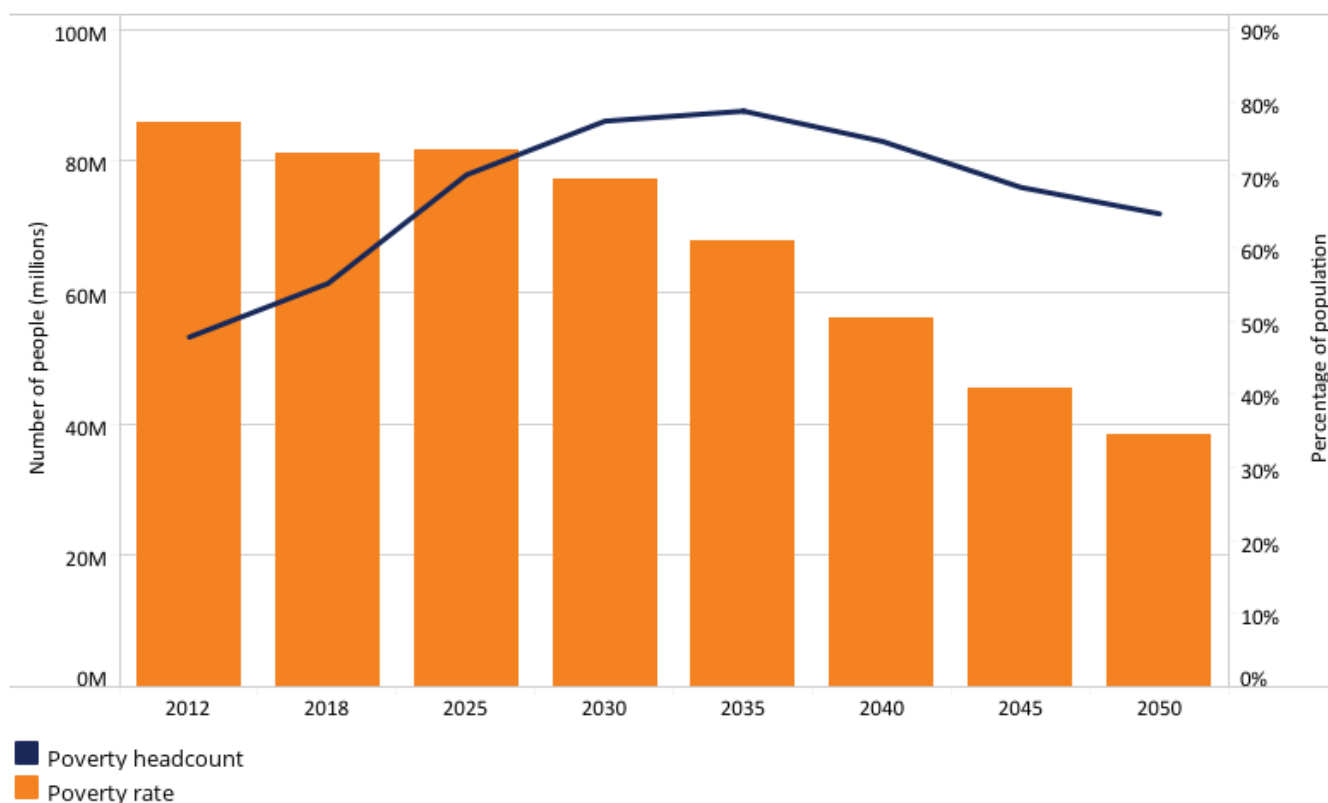
The poverty incidence varies across provinces. For instance, Equateur, Kivu and the former Orientale provinces experienced a significant decline in extreme poverty from 2005 to 2012, (-16% to -21%) while Maniema and the Kasai provinces recorded an increased incidence of poverty (+8.6% to +23.3%).[34]

Poverty seems to have become more an urban phenomenon in the country as the poverty rate has declined faster in rural areas than in urban areas. The latest data from the World Bank indicates that, in 2012, the national poverty rate was 64.9% in rural areas compared to 66.8% in urban areas (excluding Kinshasa). Between 2005 and 2012, the poverty rate in rural areas declined by 5.6 percentage points compared to 5.1 in urban areas (excluding Kinshasa). The poverty rate in Kinshasa is lower than the national average, although it has decreased slower than in rural and other urban areas.[35]

Poverty is not just a lack of money. Poverty is multidimensional, thus, measuring poverty by focusing only on the monetary aspect can be misleading. For instance, malnutrition, lack of clean water, health services, electricity or education are examples of poverty that go beyond the income considerations. The global Multidimensional Poverty Index (MPI)^[5] which takes into account the multidimensional aspect of poverty shows that 64.5% of Congolese are multidimensionally poor with 36.8% of them in severe multidimensional poverty.[36]

In the Current Path forecast, about 69% of the population will live on less than US\$1.90 per day (extreme poverty) by 2030, and 34.5% in 2050 (Chart 6). This would imply that, on the current development trajectory, the DR Congo will not be able to achieve the headline goal of the 2030 Sustainable Development Goals (SDGs) concerning the eradication of extreme poverty.

Chart 6: Trends in income poverty in DRC (< US\$1.90 per day)



Source: Forecast in IFs version 7.54; historical data from World Bank

[View on Tableau Public](#)

Navigation icons: back, forward, refresh, search, and share.

On the Current Path, about 86 million people will still be living in extreme poverty by 2030, and nearly 72 million by 2050. This is in line with the 2018 Goalkeepers report by the Bill and Melinda Gates Foundation.[37] According to this report, by 2050, sub-Saharan Africa will be home to 86% of the people living in extreme poverty in the world, and this will be mainly driven by the large number of poor people in Nigeria and DR Congo. The report stated that by 2050, these two countries will be home to more than 40% of the world's poorest people.

The DR Congo had a relatively high level of income inequality (measured by the Gini index) at 42.1 in 2012 that might have contributed to the low elasticity of poverty to economic growth. The Current Path forecast in IFs puts the Gini index at 42.4 in 2019, below the average income inequality level for sub-Saharan Africa (43), and above the average for low-income countries globally (39.7) in the same year.

Overall, poverty is massive in the DR Congo regardless of the measures used (national or international standards). Factors such as armed conflicts, poor governance, high fertility rate, infrastructure shortage and low schooling, among others, are some of the root causes of the misery of millions of Congolese. Urgent action by all stakeholders is required to curb this alarming poverty trend.

Education

The Congolese education system is a hybrid. It is made up of public secular schools and religiously affiliated schools. The Catholic Church is by far the most important actor in the DR Congo's education system and this was so from the very early

stages of the colonial period. The Church organises most of the education and the state provides (at least in theory) the funding.

The duration of compulsory basic education is six years for children between six and eleven years old. Although there is a three-year pre-primary education, it is only available in a few urban areas.

Secondary education has two components (*cycle long* and *cycle court*). The *cycle long* consists of the first stage of two years of general studies called *tronc commun* or *cycle d'orientation*. The second stage of four years of specialisation ends with a certificate called the *Diplôme d'Etat* for those who pass the terminal examination called the *Examen d'Etat* which grants access to tertiary education. The *cycle court* concerns vocational education and consists of a four-year course starting immediately after primary education, or a three-year course after the first stage of the *cycle long*.^[38]

The regular age for lower secondary education is 12 to 13 years and 14 to 17 years for upper secondary education. Repetition is permitted only once in each stage.^[39]

The DR Congo has recorded a notable improvement in indicators related to education over the past 15 years. The adult literacy rate (population aged 15 years and older) experienced an improvement from 61.2% in 2007 to 79.5% in 2019. Higher literacy rates improve employment prospects for the poor, and hence, an opportunity to get themselves out of extreme poverty. IFs forecasts the literacy rate in the DR Congo at 98% by 2050, well above the average for low-income Africa (91%).

Chart 7: Selected educational indicators



Generally, the DR Congo is on par with its peers in terms of primary and secondary school participation rates (Chart 8).

Chart 8: Education outcomes, 2019



Geography	Primary		Lower secondary		Upper secondary		Tertiary	
	Gross enrolment rate	Completion rate	Gross enrolment rate	Completion rate	Gross enrolment rate	Completion rate	Gross enrolment rate	Graduation rate
DRC	111.2%	52.7%	63.0%	35.0%	39.4%	23.5%	7.0%	5.3%
Low-income Africa	106.1%	57.7%	48.8%	33.4%	24.6%	17.3%	7.8%	5.1%
Low-income globally	104.6%	62.7%	54.2%	37.6%	30.7%	21.9%	9.7%	6.0%
Sub-Saharan Africa	103.3%	73.4%	60.3%	46.0%	38.4%	28.0%	10.1%	5.8%

Source: IFs version 7.54; historical data from UNESCO Institute for Statistics

[View on Tableau Public](#)

The education completion rate is very low regardless of the level. Because of low completion and transition rates right from the primary level, fewer students are eligible for subsequent education levels and the resultant outcomes get poorer. It is estimated that half of the students who enrol at universities drop out before their third year. Some of the root causes of low educational outcomes in the country are widespread malnutrition, the difficulty for the students to switch from their mother tongue to learning in French, and especially, financial constraints. In a survey conducted in 2018, about 64% of households mentioned that financial constraints were the main obstacle to their children’s education.[40]

Although free primary education in public schools is enshrined in the 2006 Constitution and included in the education law adopted in 2014, it was not applied until September 2019 after a decision by the newly-elected President Tshisekedi. This gives an additional 2.5 million children access to primary education.[41] Previously parents had to pay two-thirds of school costs which most households were unable to afford and often had to choose between feeding their children or keeping them in school.[42]

The free primary education programme is widely supported, but the decision to implement it raises concerns about the government’s capacity to shoulder the associated cost (teachers’ salaries, etc.) estimated at more than US\$1 billion annually, and the material capacity of the educational system to absorb such a massive influx of learners.

Female education in the DR Congo has experienced some improvements, but more needs to be done to close the gap between female and male education, especially at secondary and tertiary levels. The improvement is more significant in

primary education. For instance, the parity ratio in primary education increased from 0.81 in 2007 to 0.90 in 2015 and was estimated at 0.99 in 2019. The parity ratio in secondary education was 0.70 in 2019, up from 0.5 in 2007. The parity ratio at tertiary level improved from 0.35 in 2007 to roughly 0.60 in 2019.[43]

This improvement in gender equality in education augurs well for productivity and growth in the DR Congo. Educating girls improves not only the average level of human capital in a country but also generates female-specific effects such as decreasing fertility and child mortality rates, as well as benefits on children's health and education that contribute to economic growth.[44]

Although the DR Congo has made significant progress in getting more children into school, the quality of education they receive is poor and not well suited to the needs of the job market. This remains a major challenge facing the education system. Learners in the DR Congo score 318 out of 625 on the Harmonised Test Scores while the average African learner scores 374; 625 represents advanced attainment while 300 represents minimum attainment. The country ranked 40th out of 44 African countries on educational quality.[45]

The main factors explaining this low quality of education are the shortage of teaching staff with the required skills, obsolete equipment and overcrowded classrooms.[46] The education sector is underfunded; the government spending on education was about 2.5% of GDP in 2019 while the sub-Saharan African average was 4.3% of GDP.

There are promising efforts towards the improvement in the quality and quantity of education and hence human capital in the DR Congo. On 16 June 2020, the World Bank approved US\$1 billion in loans and grants to support the education and health sectors in the DR Congo. Specifically, US\$800 million will be used to roll out the free primary education programme in the poorest provinces such as the Centre, East and Kinshasa. The funds will also be used to strengthen governance in the education system as well as to improve the quality of education.

According to the World Bank, the programme will provide more than one million poor children, currently excluded from the education system, with access to education, while US\$200 million will be used to respond to health emergencies in 14 provinces, particularly for mothers and children.[47]

Health

At independence, the DR Congo had a relatively well-organised and efficient health system as a result of the mutual efforts of the government, multilateral cooperation and secular and religiously affiliated NGOs. However, subsequent lack of investment, mismanagement and decades of conflict have led to a near-collapse of the system. There is a high presence of non-state actors, such as faith-based organisations, in the country's health system. For instance, in 2013, 45% of hospitals in the country were managed by religious organisations, 44% by the government and 11% by private firms.[48]

Congolese have little access to basic healthcare, mainly due to lack of funding of the sector, mismanagement and corruption, lack of qualified medical staff, and high cost of healthcare, among others. For example, healthcare costs are 60%–70% funded by direct contributions from households, compared to a world average of 46%. Also, because there are a limited number of health centres, around 74% of the population live more than 5 km from such centres.[49]

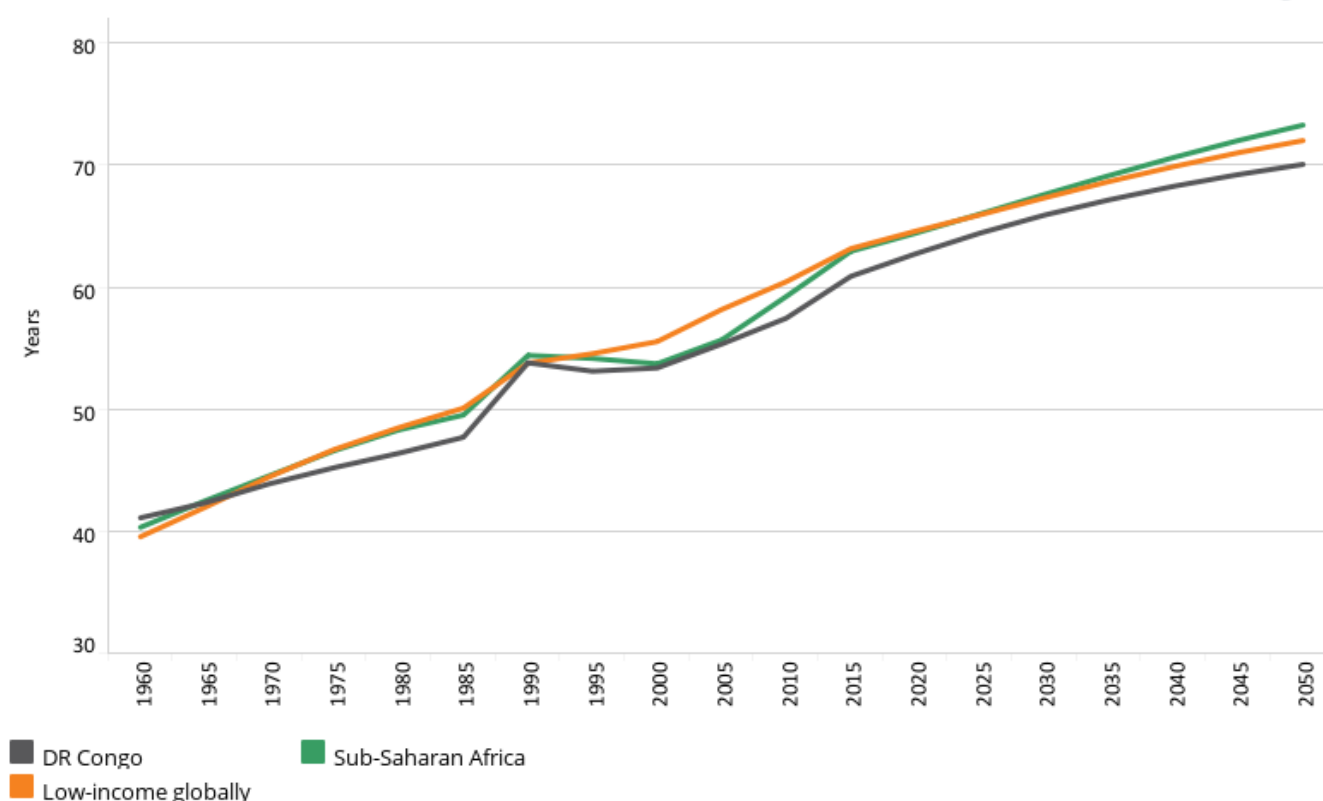
Since the mid-2000s, the country has, however, undertaken several reforms in the health sector reflected in multiple strategies. In 2010, the government adopted the National Health Development Plan 2011–2015 to provide effective

solutions to the health problems of the population. This was followed by a second plan for 2016–2020, in 2015.

With the technical and financial assistance of the international community, the health system has registered some recent improvements, reflected in changes in indicators such as life expectancy, infant mortality and maternal mortality rates. The DR Congo has made some progress in these areas, although it still lags behind its peers.

Life expectancy has increased from 53.7 years in 1990 to 62.5 in 2019. The sub-Saharan African average was 64.2 and 64.3 for low-income countries globally in the same year. Life expectancy in the DR Congo is projected to be about 70 years by 2050, with the gap between the average for low-income countries globally having modestly increased over time. Instead of catching up, the DR Congo seems to be falling further behind (Chart 9).

Chart 9: Life expectancy for DRC and other groups



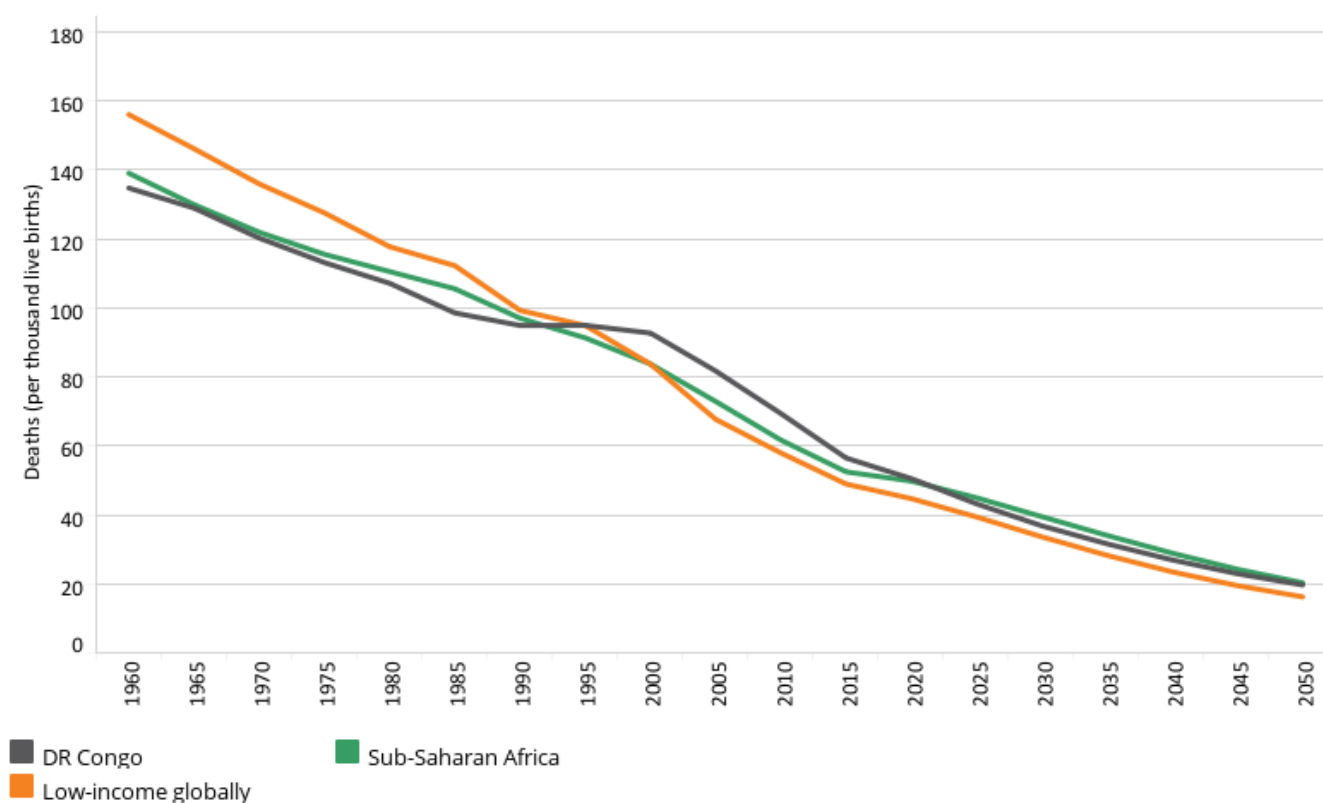
Source: Forecast in IFs version 7.54; historical data from the Institute for Health Metrics and Evaluation (IHME)

[View on Tableau Public](#)

Navigation icons: Refresh, Previous, Next, Home, Print, Full Screen, Share

The infant mortality rate declined from 95 deaths per 1 000 live births in 1990 to about 51 deaths in 2019, slightly above the average for low-income countries globally (45) in the same year. As for the maternal mortality rate, it declined to 426 deaths per 100 000 live births in 2019 compared to 879 in 1990, above the average for low-income countries globally (384) in 2019.

Chart 10: Infant mortality rates for DRC and other groups



Source: Forecast in IFs version 7.54; historical data from the Institute for Health Metrics and Evaluation (IHME)

[View on Tableau Public](#)

[↶](#)
[↷](#)
[↶](#)
[↷](#)
[⌵](#)
[⌶](#)
[📄](#)
[🔗 Share](#)

On the Current Path, IFs estimates the infant mortality rate at 37 deaths per 1 000 live births in 2030 and 20 deaths per 1 000 live births in 2050. The maternal mortality rate is projected to be 307 deaths per 100 000 live births in 2030 and 74 in 2050. The DR Congo has made progress in combating infant and (to a lesser degree) maternal mortality, however, on the Current Path, it will fail to achieve the 2030 Sustainable Development Goals regarding these indicators.[50]

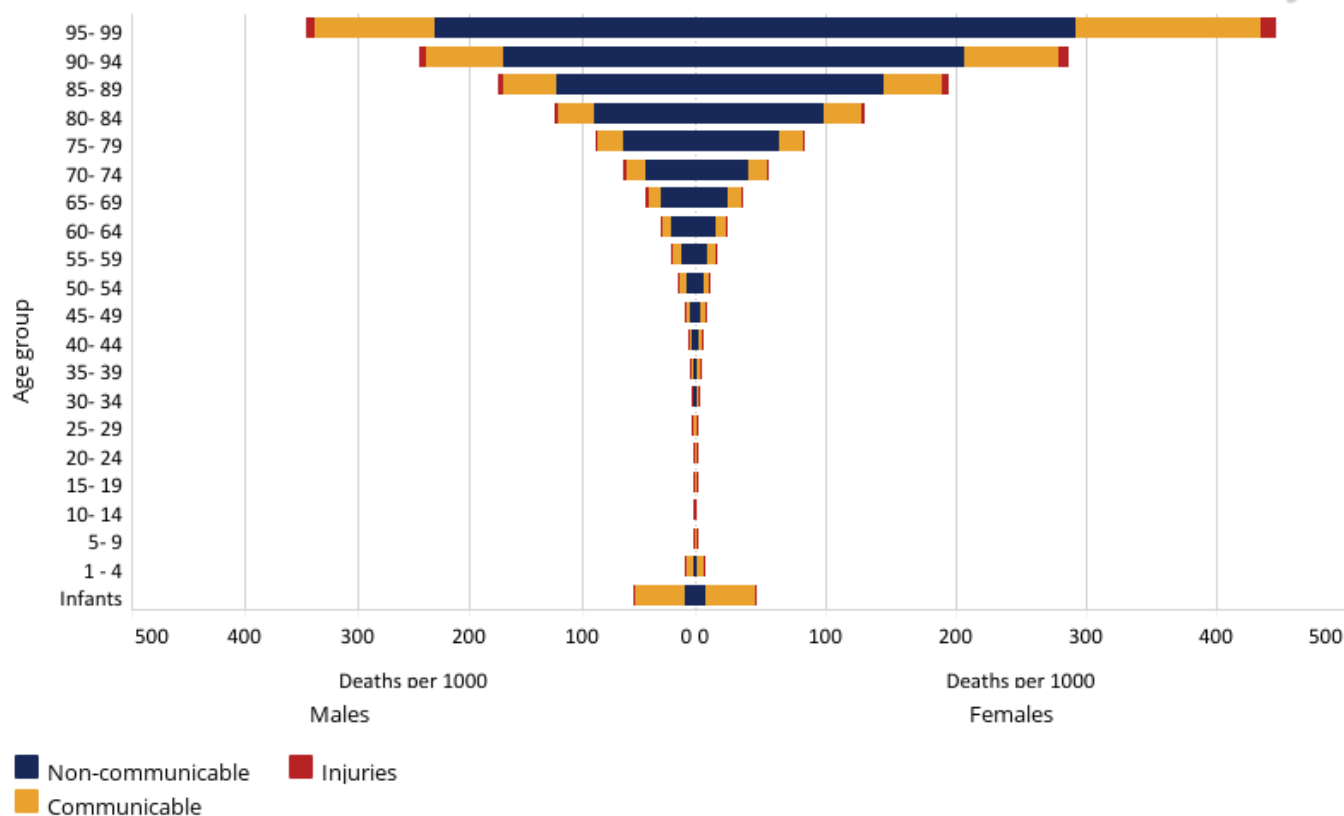
However, the country has not made much progress concerning child malnutrition. The situation remains difficult where 43% of children under five suffer from chronic malnutrition (more than six million children). One child in ten suffers from acute malnutrition while being underweight affects 23% of children under the age of five and 16% of children in school.[51] As a result of malnutrition, 43% of children under the age of five are stunted, while global and African averages are respectively 21.9% and 30%.[52]

Policy-makers in the DR Congo should be highly concerned by the negative effects of malnutrition as stunted children experience diminished intellectual capacity, academic performance and future productivity. A high rate of stunted children implies, therefore, a significant loss of human capital for the country and compromises its long-term development objectives.

The epidemiological profile of the DR Congo is marked by the emergence and re-emergence of several communicable diseases with epidemic potential.[53] The country has experienced several epidemic outbreaks such as cholera, yellow fever, measles, Ebola virus and the recent COVID-19. These diseases lead to increased morbidity and mortality among the vulnerable populations, in particular children, women and populations living in isolated areas with poor access to healthcare.

Communicable diseases are currently the leading causes of death among children under the age of five and the youth (Chart 11). Malaria is reported to be responsible for 80% of deaths among children under five in DR Congo. Non-communicable diseases are the dominant causes of death among the elderly cohort, although deaths from communicable diseases are also still high among this group.

Chart 11: Mortality distribution across gender and age cohorts in DRC, 2019



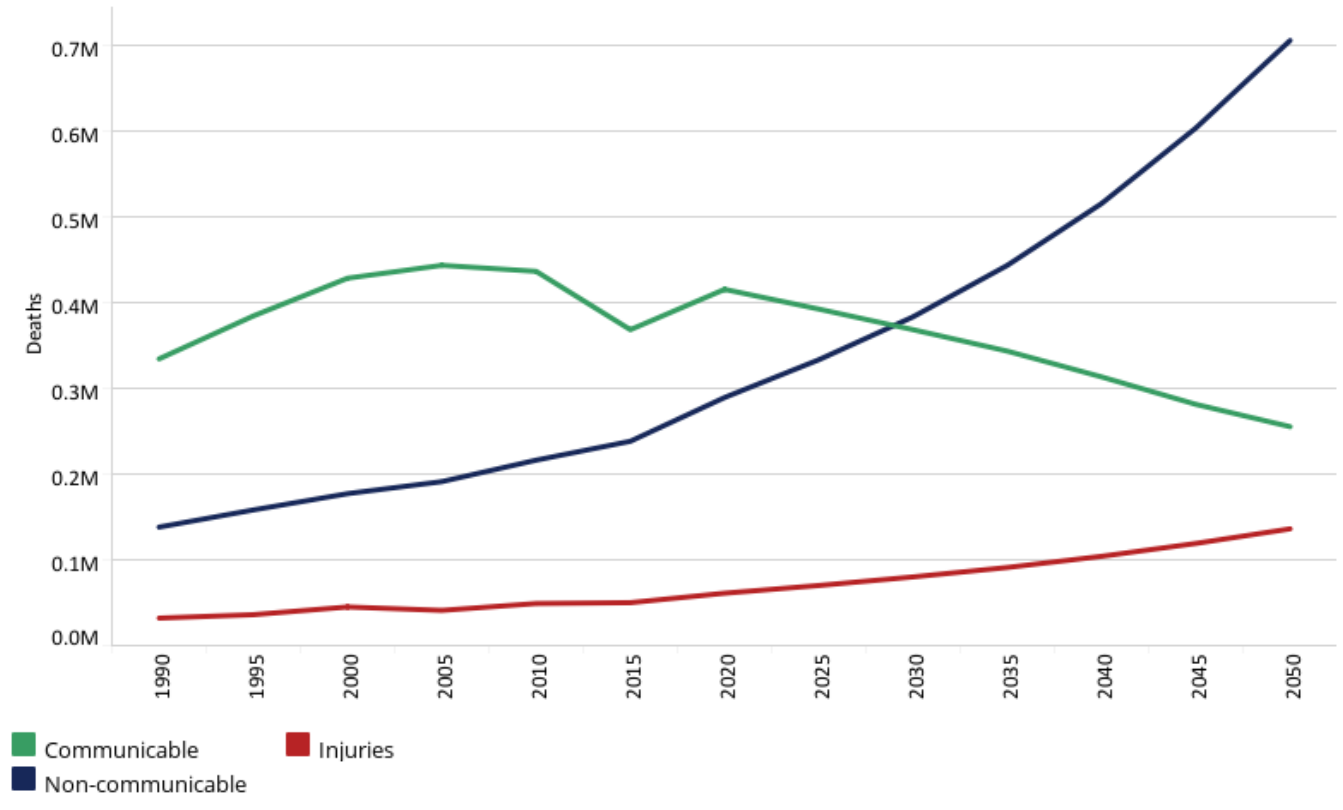
Source: IFs version 7.54; historical data from GBD-Institute for Health Metrics and Evaluation

View on Tableau Public ↶ ↷ ↺ ↻ | 📄 🖨️ 🔗 Share

Because of its more youthful population, the DR Congo will only experience its epidemiological transition, a point at which death rates from non-communicable diseases exceed that of communicable diseases, in 2030. This is roughly five years later than the average for low-income countries in Africa and a decade later than low-income countries globally.

By 2050, the number of deaths caused by non-communicable diseases will be twice as high as the number of deaths caused by communicable diseases. This has implications for DR Congo’s healthcare system which will need to invest in the capacities for dealing with the double burden of disease.

Chart 12: Mortality distribution by main International Classification of Diseases (ICD) categories



Source: Forecast in IFs version 7.54; historical data from GBD-Institute for Health Metrics and Evaluation

View on Tableau Public ↶ ↷ ↺ ↻ | 📄 📱 🔗 Share

Overall, despite some improvements mostly due to peace consolidation, the DR Congo’s health system is still facing many challenges. Like many other African countries, the DR Congo has not yet complied with the Abuja Declaration that African countries spend 15% of their GDP on health. Government expenditure on healthcare in the DR Congo is among the lowest in the world. In 2017, government expenditure on healthcare was about US\$2.00 per capita and less than 4% of GDP.[54]

Infrastructure

Quality infrastructure not only enables business and industry development but also increases efficiency in the delivery of social services. Important basic infrastructure, such as water and sanitation facilities, roads, electricity, Internet and telecommunications, among others, plays a vital role in achieving sustainable and inclusive economic growth. Infrastructure shortage is considered as one of the key factors that are impeding higher productivity and growth in the DR Congo.

Water, sanitation and hygiene (WaSH)

The DR Congo is considered to be Africa’s most water-rich country with more than 50% of the African continent’s water reserves, however, millions of Congolese do not have access to safe water.[55] Water and sanitation infrastructure is extremely dilapidated and inadequate, even in the capital city, Kinshasa. Between 1990 and the early 2000s, water and sanitation infrastructure collapsed and access to drinking water declined significantly due to conflicts and political crises.[56]

As a result of the relative stability, especially in the western provinces, since the mid-2000s, the water and sanitation sector in the DR Congo has been recovering, albeit slowly. The proportion of the population having access to improved water sources increased from 44.6% in 2000 to 57.6% in 2019 which is significantly below its peer groups. In 2019, 21.2% of the population had access to improved sanitation facilities, almost 10 percentage points below the average for low-income countries globally.

Water and sanitation infrastructure is chronically lacking in rural areas in the DR Congo. As of 2017, only 8.2% of the population had access to piped water in rural areas, up from its level of 3.4% in 2000. In rural areas, 24.2% of the population use non-piped sources while 52.8% of them use unimproved water sources. This dire situation is compounded by the lack of adequate sanitary facilities with 51.5% of the population in rural areas using unimproved sanitation.[57]

Access to adequate hygienic services is critical to prevent many diseases such as diarrhoeal and respiratory infections. According to the United Nations Children's Fund (UNICEF), children can reduce their risk of getting diarrhoea by more than 40% by handwashing with soap and water. As of 2017, only 4.5% of the population, with 2.2% in rural areas and 7.4% in urban areas, had access to basic handwashing facilities including soap and water in the DR Congo.[58]

The High-Quality Technical Assistance for Results (HEART) programme, funded by the United Kingdom, has provided £164.8 million over seven years (2013–2020) to improve water and sanitation infrastructure in the country.[59]

Overall, access to clean water and adequate sanitation has been increasing in the DR Congo, but the IFs forecast is that the country will trail further behind its peer groupings. More needs to be done to eliminate bottlenecks, such as lack of qualified technicians, that undermine progress in the sector. IFs estimates the proportion of the Congolese population with access to improved water sources at 92% and 47.8% for improved sanitation by 2050.

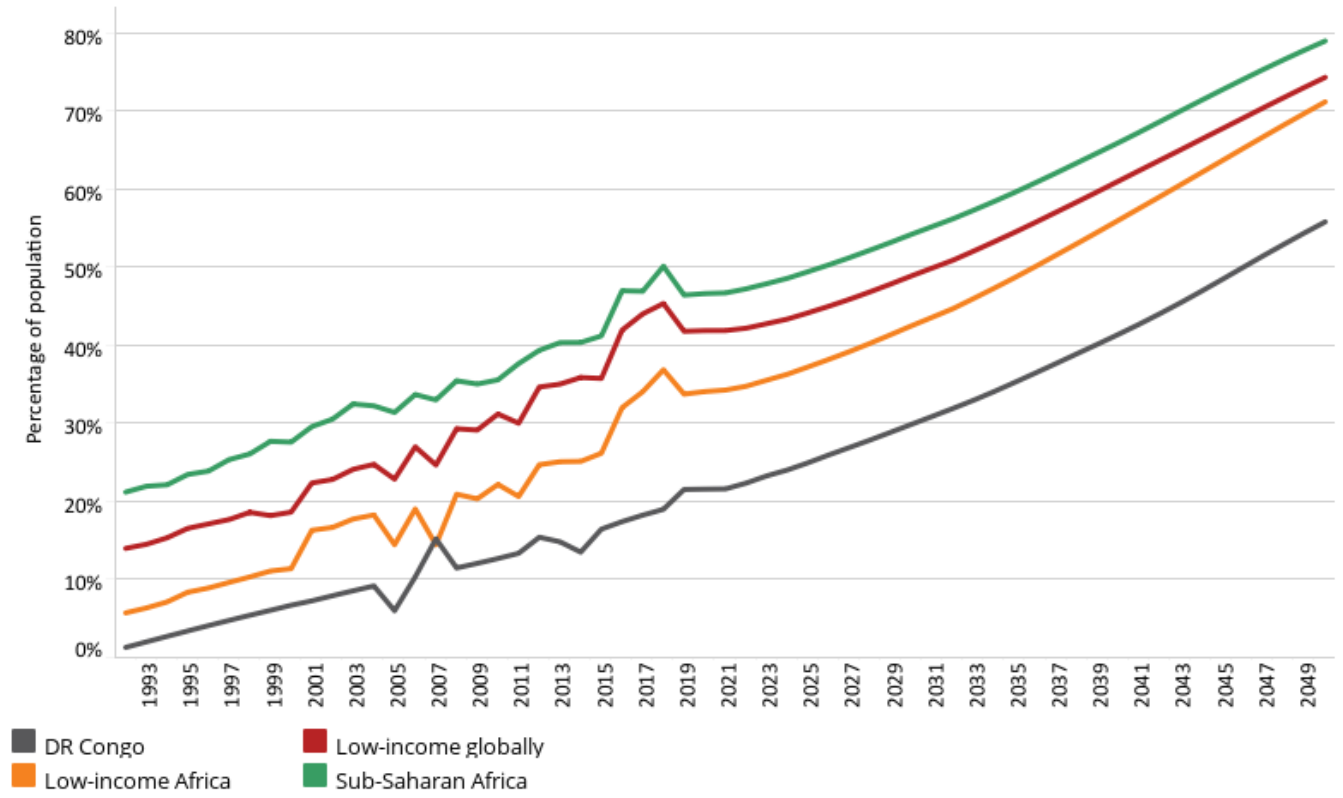
Energy and electricity

The DR Congo has abundant and varied energy resources such as hydroelectricity, biomass, solar, wind and fossil fuels, among others. For instance, the country possesses a huge potential of hydroelectric power estimated at 100 GW, which represents about 13% of the world's hydroelectric potential.[60] The country also has potential in other sources of energy, estimated at 70 GW for solar and 15 GW for wind power. In sum, the DR Congo has the potential to become a leading exporter of electricity in Africa.[61]

Paradoxically, the DR Congo has one of the largest deficits in energy access in the world. The energy supply is largely insufficient for the country's needs and energy consumption comes mainly from biomass. Only 3% is generated by hydroelectric power, the rest is from charcoal and firewood.[62] Although progress has been made, the DR Congo still has one of the lowest rates of electrification globally.

The share of the population with access to electricity increased from 6% in 2005 to 19% in 2018. IFs estimated electricity access at 21% in 2019, far below the averages for low-income countries globally and for sub-Saharan Africa which were respectively 41.7% and 46.4% in the same year (Chart 13). The country ranks 48th lowest of 54 countries in Africa in terms of electricity access rate.

Chart 13: Access to electricity for DRC and other groups



Source: Forecast in IFs version 7.54; historical data from World Bank

View on Tableau Public ↶ ↷ ↺ ↻ | 📄 📑 🔗 Share

On the Current Path, 25% of the population will have access to electricity by 2025, about 30% in 2030, and 55.7% by 2050. Unfortunately, the government's ambitious target to increase the proportion of the population that has access to electricity to 60% by 2025^[63] is out of reach.

Access to electricity is heavily biased in favour of the urban and mining areas, notably Lualaba and Haut Katanga provinces where the copper and cobalt industry is concentrated. In rural areas, electricity is almost non-existent; only 1% of the rural population has access to electricity against 42% in urban areas. Access is also uneven across the provinces, ranging from 44% in Kinshasa to 0.5% in Kasai Occidental.^[64]

The energy used by households in rural areas comes mainly from firewood (traditional cookstoves) which poses a risk to the environment with the acceleration of deforestation. It also affects the health of infants and children by causing respiratory problems. Also, cookstoves limit study hours for learners because the daily collection of firewood, which sometimes involves young girls, may deprive them of time that could be devoted to education. It is therefore very concerning that the IFs forecast for the percentage of households that use traditional cookstoves is still at 59% by 2050.

The existing and very limited power supply is also unstable, and electricity shortages and power blackouts are recurrent. For instance, it is estimated that, in Kinshasa, about 21% of those who have access to electricity receive less than four hours of power per day, and on average, electricity shortages occur 10 days per month in the country.^[3] Due to this unreliable electricity supply, about 60% of firms in the DR Congo have back-up generators against 43%, on average, in sub-Saharan Africa.^[65] These frequent electricity shortages penalise the productive sectors of the economy and hamper productivity and growth.

Out of 100 GW hydroelectric potential, only about 2 677 MW have been installed, and only 1 100 MW are exploited. This power is mainly generated by the Inga I and Inga II dams. These two dams currently operate at around 50% of their capacity due to lack of maintenance. The World Bank has been leading efforts to rehabilitate turbines at Inga I and Inga II but the project is not yet complete.

In addition, the state power utility, *Societe Nationale d'Electricite* (SNEL), in charge of electricity production, transportation and distribution is highly inefficient. Almost half of the electricity produced is lost during transmission and distribution due to the obsolescence of the equipment and the absence of an adequate maintenance system.[66]

Aside from the national grid, there are some mini-grids, albeit very limited. For instance, Synoki, Hydroforce and Virunga operate mini-grid hydroelectric projects, and their market share of the electricity sector is estimated at 6%.[67] According to the International Renewable Energy Agency (IRENA), only 3.66 MW of solar photovoltaics (PV) had been installed by the end of 2017. Off-grid systems are usually easier and less costly to implement and could be one of the solutions to the growing unmet electricity demand in the country.

There are some promising actions to resolve the problem of access to electricity in the country. The Grand Inga Dam is a proposed giant hydroelectric scheme with an expected capacity of 44 000 MW of electricity. According to projections, the Grand Inga Hydroelectric Project could meet the entire need of the DR Congo and even supply half of the African continent with electricity. The project will cost US\$80 billion and is scheduled for completion in seven phases.[68]

The first phase (Inga III), which is estimated to cost US\$14 billion, will generate 4 800 MW of electricity and its entry into service was initially scheduled for 2024 or 2025.[69] However, the execution of the project has been significantly delayed. In 2016, the World Bank suspended its funding towards the construction of the Inga III phase because the then president, Joseph Kabila, decided to bring the project oversight committee into his presidency, and it, therefore, lacked transparency. The project is still ongoing, albeit at a very slow pace. The Inga III Project is now estimated to come on stream in 2030 at the earliest, dependent upon a partnership between South Africa and the DR Congo.[70]

In March 2019, to speed up access to renewable energy, the board of the African Development Bank approved a US\$20 million financing package to back renewable-based mini-grid projects in the DR Congo. The Green Mini-Grid Programme will supply electricity to 21 200 households, and 2 100 buildings and small and medium-sized firms.[71]

Roads

The DR Congo has very poor transport infrastructure. About half of the country is inaccessible by road including the capital city Kinshasa which cannot be reached by road from much of the rest of the country. Only a few provincial capitals are connected to Kinshasa. The country is effectively an 'archipelago' state; the only effective means to travel and trade internally is by air — which is costly — or via the Congo River.

The few existing roads and railways are also generally dilapidated. As of 2015, the DR Congo had a total road network of 152 373 km, with only 3 047 km paved (2%). The total urban and non-urban road networks were respectively 7 400 km and 144 973 km. The country also has 4 007 km of railways but an impressive 15 000 km of waterways.[72] Armed conflict has however significantly damaged road and rail networks in the DR Congo and both operate at about 10% and 20% of their levels in 1960.

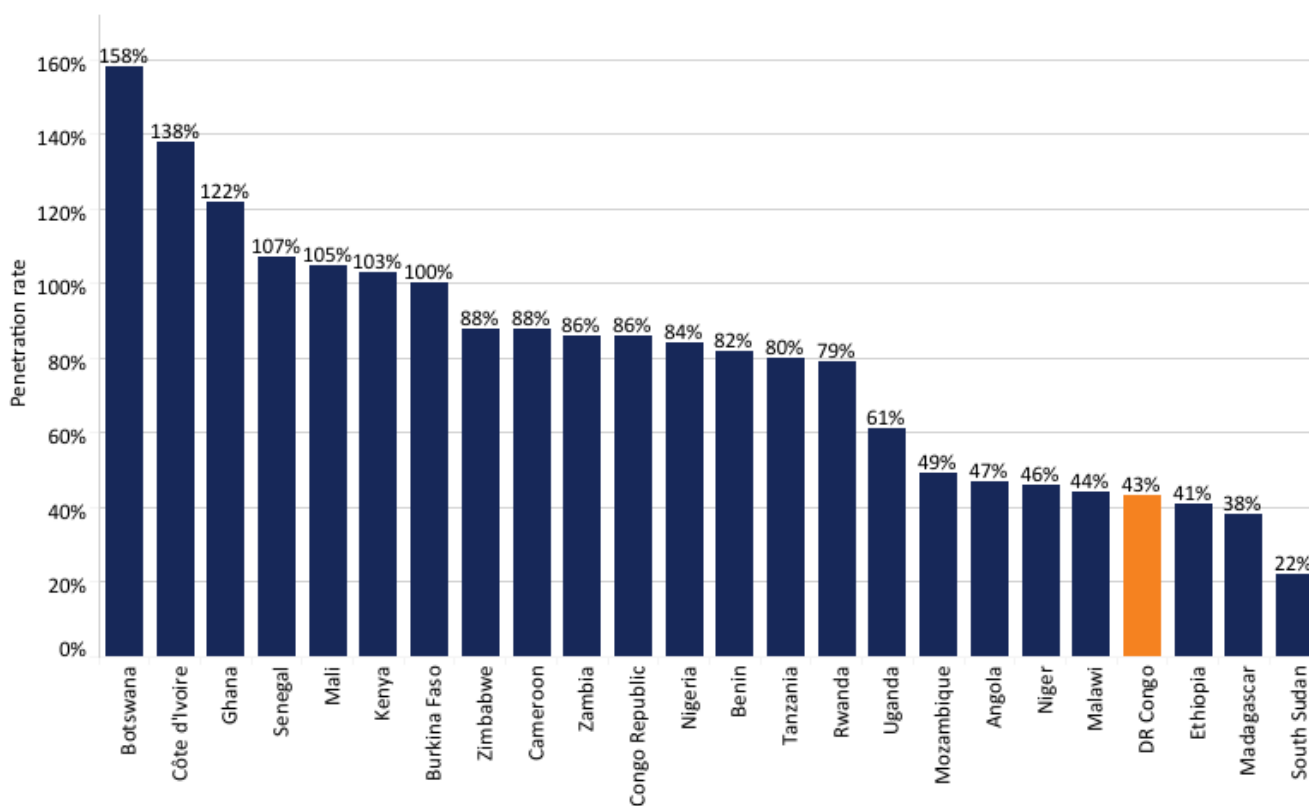
According to the World Bank, the DR Congo is among the countries with the highest deficit of transport infrastructure in Africa, and without vigorous actions to curb this trend, it will take more than a century to close this infrastructure gap.[12] According to the IMF, 'Difficulties in transportation constitute a major obstacle to the realisation of the DR Congo's

immense agroindustrial and mining potential.[73] It is also one of the main stumbling blocks in the physical integration of the country and the extension of state authority.

Information and communication technology (ICT)

The mobile phone sector is perhaps the most dynamic and reliable infrastructure sector in the DR Congo. The country is considered as one of the top ten African countries with a very promising market for mobile phones.[74] Currently, six mobile phone companies operate in the sector, namely, Airtel, Vodacom, Orange, Africell, Supercell and Tatem Telecom. Mobile cellular subscriptions have grown rapidly over the past decade. As of 2018, there were 36.47 million mobile cellular subscriptions against only 1.25 million in 2003.[75] This translates to about 43 subscriptions per 100 people in 2018, reflected in Chart 14.

Chart 14: Mobile phone service penetration rate in selected Sub-Saharan African countries, 2019



Source: Data from GSMA Intelligence

View on Tableau Public ↶ ↷ ↺ ↻ | 📄 🗨️ Share

There is a disparity between rural and urban areas in terms of access to mobile phone service in the DR Congo. According to the latest Demographic and Health Survey 2013/2014, about 80% of households in urban areas have access to mobile phone services compared to 20% of households in rural areas. In 2019, subscriptions to mobile Internet services increased by 18.5% to reach 15.1 million people while Mobile Money service subscriptions increased by nearly 14% to reach nearly seven million people.[76]

Despite this improvement, the country lags behind many of its peers in Africa in terms of Internet access and mobile phone services. Poor infrastructure, such as the frequent power shortages and high taxation, as well as complex regulations, are some of the bottlenecks that retard the expansion of the sector.[77]

Although there have been some improvements in infrastructure in the DR Congo since the mid-2000s, the country is still at the bottom of the ranking for almost all measures of access to infrastructure. The infrastructure deficit is particularly severe in road transport, electricity supply and access to improved water sources.

Improving the connectivity between provinces through quality roads will inevitably promote trade and inclusive growth. Initiatives, such as the infrastructure-for-minerals deal with China, could improve infrastructure development in the country if well managed.

In the latest version of the contract, Chinese companies would spend US\$3 billion on infrastructure rehabilitation and construction, including roads, railways and hydroelectric structures, among others. However, the agreement is skewed towards China. The roads are mostly towards mining areas and mining concessions are believed to be worth much more than the amount dedicated to infrastructure projects in the country. Also, a decade after the agreement, the DR Congo does not seem to have obtained the promised beneficial socio-economic outcome as the infrastructure construction has incurred significant delays.[78]

Economy

Growth and composition of GDP

The Congolese economy was particularly hard hit by the series of violent conflicts in the 1990s. For instance, over the period 1990–2003, the size of the economy shrank by about 40% while the GDP per capita declined to nearly 30% of its level at independence in 1960. The mining sector which was the mainstay of the economy collapsed.

Following the signing of an all-inclusive peace agreement in 2002, the transition government led by Joseph Kabila reengaged with international financial institutions leading to a resumption in support from the World Bank and the IMF, which had been suspended in the early 1990s. Several reforms and policies, such as the government's Economic Programme (PEG 2002–2005) and the First Strategy Paper for Growth and Poverty Reduction (GPRSP1 2006–2010) were implemented under the auspices of the Bretton Woods Institutions. These were aimed at creating an economic environment conducive to private investment and growth.

These reforms and policies, in conjunction with a rebound in post-war economic activity, served to control hyperinflation and revived economic growth. Indeed, the inflation rate, which stood at 513.9% in 2000, fell to 4% by 2004.[79] In 2002, after a recession that had lasted a decade, the country returned to growth. In July 2010, the DR Congo obtained debt relief of US\$12.3 billion, the largest in the history of the Heavily Indebted Poor Countries (HIPC) initiative.[80] As of 2018, the stock of external public debt was 13.7% of GDP and 6.5% of GDP for domestic debt.[81]

The latest sustainability analysis by the World Bank indicates that the country's debt risk remains moderate. However, this is likely to deteriorate significantly amid the multiple shocks associated with the COVID-19 pandemic. For instance, the budget deficit in the first half of 2020 was 886 billion Congolese Franc against a deficit of 455 billion for the whole of the year 2019.[82]

Buoyed by rising commodity prices, the DR Congo recorded an average growth rate of 7.7% from 2010 to 2015 compared to an average of 4.3% for sub-Saharan Africa over the same period. However, the subsequent cyclical fluctuations in commodity prices have slowed growth dynamics to 4.1% from 2016 to 2019 and revealed the country's high exposure to

commodity price shocks.

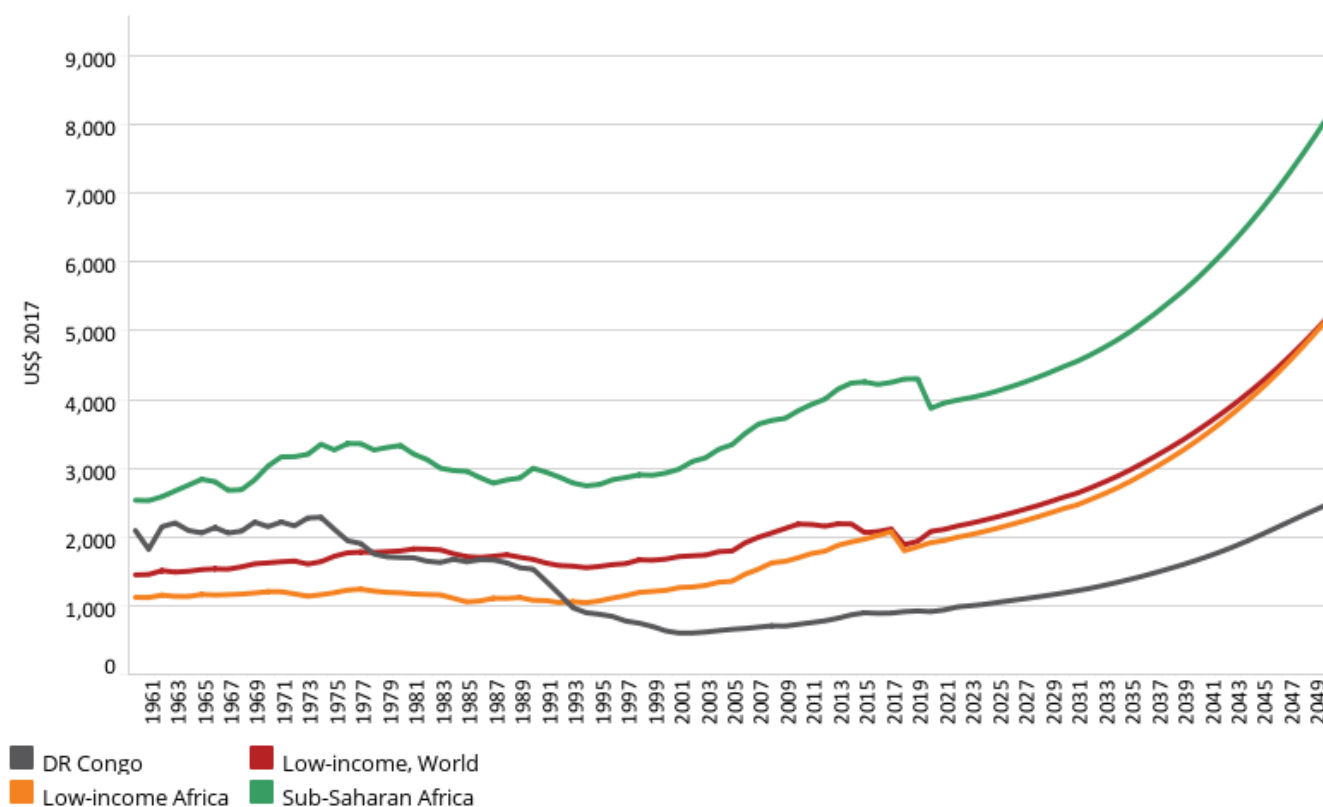
According to the IMF forecast released in October 2020, the GDP of the DR Congo will have shrunk by 2.2% in 2020 amid the COVID-19 pandemic — the first economic recession since 2002. To mitigate the negative effect of COVID-19 on the economy, the Central Bank lowered its interest rate from 9% to 7.5%. However, this monetary easing has resulted in excess liquidity in the economy, rising inflation and the depreciation of the Congolese Franc, which further weakens the purchasing power of consumers amid the COVID-19 pandemic.

To combat inflation and currency depreciation, the Central Bank has recently increased its interest rate from 7.5% to 18.5%.[83] Although necessary, this high interest rate is more likely to impact negatively on domestic investment and delay economic recovery once the pandemic abates.

After a sustained decline, the GDP of DR Congo has almost tripled as compared to its level in 2001. It was about US\$13.4 billion in 2001 against US\$39.5 billion in 2019. In 2019, the country had the 16th largest GDP in Africa. However, it ranked near the bottom in terms of GDP per capita at US\$923 in 2019, which is about 40% of its level in 1960.

This is far below the average for sub-Saharan Africa and low-income countries (Chart 15). With this level of GDP per capita, the DR Congo ranks 51st of 54 countries in Africa. It is only ahead of the Central African Republic, Burundi and Somalia.

Chart 15: Trends in GDP per capita (PPP) for DRC and other groups



Source: Forecast in IFs version 7.54; historical data from the International Monetary Fund

[View on Tableau Public](#)

[Share](#)

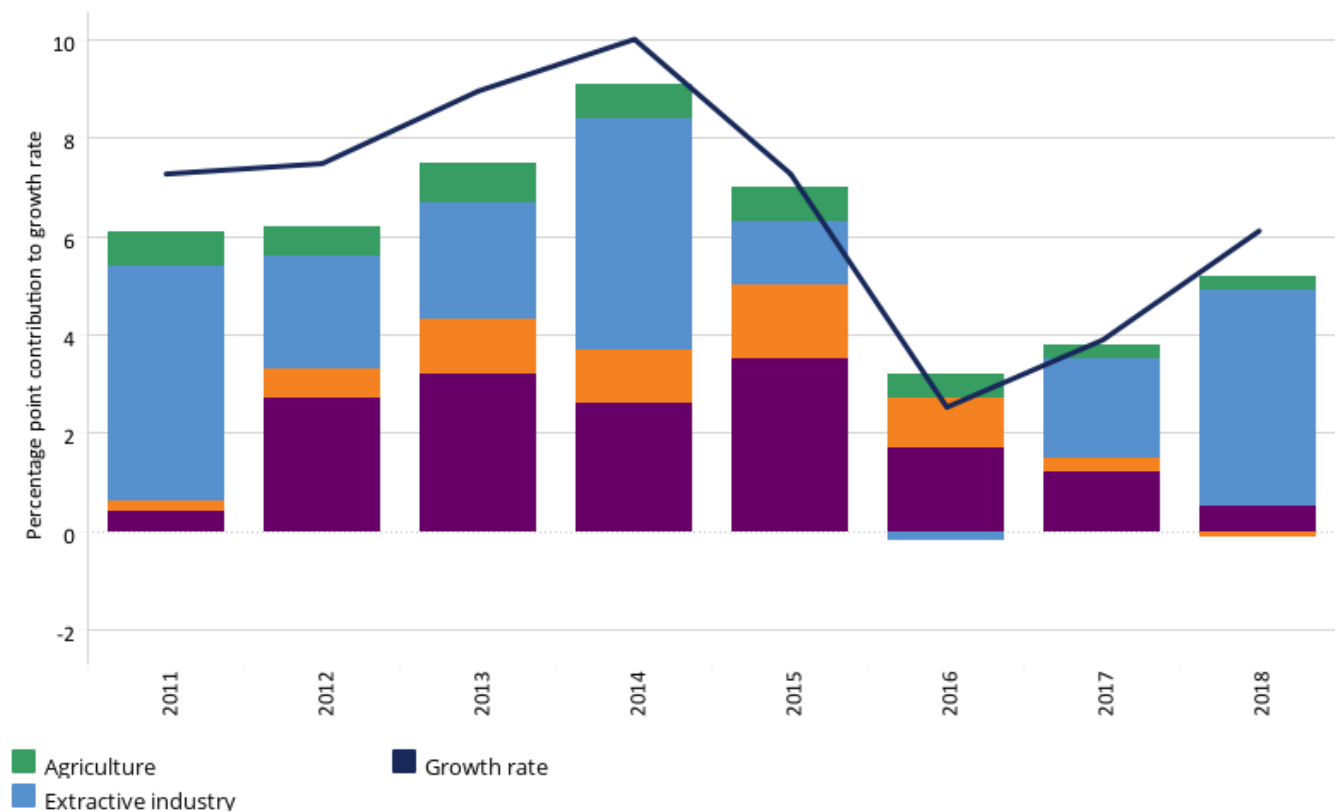
Instead of catching up, the DR Congo has seemed to be falling further behind its group peers since 1990. Before that year, the GDP per capita of DR Congo was well above the average for low-income Africa.

The persistent high population growth outpaces economic growth in the DR Congo and is constraining its GDP per capita growth, and thus undermining the efforts to improve the well-being of the population. On the Current Path, the GDP per capita (PPP) is projected to only come to US\$1 184 in 2030, and US\$2 478 in 2050, by then almost the same as its value in 1974 (US\$2 284).

Whereas the mining sector accounted for 25% of GDP in the mid-1980s, it declined to 9% by 2003.[84] However, it rebounded after the war to become the second largest contributor to GDP since 2011. On average, the value added of the extractive industry increased by 19.6% over the period 2010–2014. According to the data from the Central Bank of Congo, the share of the extractive sector in GDP increased from 23.2% in 2011 to 28.7% in 2018.

On average, the contribution of the manufacturing industry was about 18% and agriculture about 20% over the period 2010–2018.[85] The share of the services sector to GDP was 37% in the mid-1980s and 43% in 2003 before dropping to around 35% in 2018. Looking at the structure of the country's GDP, it is clear that the growth rebound to 2014 largely occurred on the back of the contribution of the extractive sector to GDP (Chart 16).

Chart 16: Sectoral contribution to growth



Source: Annual Report (2018), Central Bank of Congo

[View on Tableau Public](#)

Navigation icons: back, forward, search, and share.

The current growth model of the DR Congo is fragile and holds little promise for improvements in livelihoods; without a significant structural transformation of the economy, economic growth will continue to be at the mercy of commodity price shocks.

The preponderance of the extractive sector in economic growth is one of the reasons why the growth elasticity of poverty

is so low. For instance, in the DR Congo, 1% growth of GDP is associated with a 1.1% decline in the poverty rate, against 7.3% in the Republic of Congo or 4.6% in Uganda.[86]

Unlike artisanal and small-scale mining which are labour intensive, the large-scale mining operations are capital intensive and offer very few job opportunities. The agricultural sector continues to be the reservoir of jobs with 65% of total employment while the extractive industry accounts for only 11% of employment.[87] Investing in the agriculture and manufacturing sector would be a promising approach to offer future generations better living conditions.

Natural resources

The DR Congo has immense natural wealth. Virtually every kind of precious natural resource can be found in the country but this richness has brought only suffering and misery to the population as the exploitation of the resources is often associated with violent conflicts and human rights abuses.

The DR Congo has extensive forest resources. The country possesses about 60% of the Congo Basin rainforest making it the second largest tropical forested country globally with more than 100 million hectares. Its potential for timber exploitation is estimated at 10 million m³/year. These forest resources are overall in good condition as the national deforestation rate remains relatively low, at 0.2%.[88]

The country also has large reserves of crude oil and gas which represent significant economic potential. The discovery of oil and gas in the eastern part of the DR Congo has put the country in the second position in terms of crude oil reserves in Central and Southern Africa after Angola.[89] However, the exploitation of these reserves is controversial as it would affect the Virunga National Park which is home to the mountain gorilla.

The find of oil has drawn the attention of numerous players in the sector and may factor in the future treatment of the DR Congo's request, made in 2019, to join the East African Community. It is already a member of the Southern African Development Community (SADC), the Economic Community of Central African States (ECCAS) and the Economic Community of the Great Lakes Countries (ECGLC).

The proven reserves of the country are 180 million barrels, but estimates put the total oil reserves above 5 billion barrels. Currently, oil production in the country is estimated at 25 000 barrels per day. In 2018, oil production increased by 11.4% to reach about 8.4 million barrels.[90]

In addition, the DR Congo could reasonably gain access to the rich off-shore oil and gas fields currently exploited by Angola. The United Nations Convention on the Law of the Sea (UNCLOS) governs which strips of sea belong to which countries. The oil fields are responsible for about half of Angola's production implying that the DR Congo could become one of Africa's largest oil producers overnight. Instead, because successive regimes have been beholden to Angola for their security in terms of the Joint Interest Zone (JIZ), the DR Congo has very limited access and rights to these fields.[91]

In addition to its oil reserves, the country may hold as much as 30 billion m³ of methane and natural gas in its three main petroleum deposits. The Lake Kivu field has methane reserves estimated at 60 billion m³ which are shared with Rwanda.[92]

Copper and cobalt production constitutes the major activities in the DR Congo's mining sector. The country is the world's largest producer of cobalt. In 2016, more than 50% of cobalt produced globally came from the DR Congo.[93] In 2018, the total production of copper and cobalt amounted respectively to 1.225 million and 109 000 tons.[94] The mining sector in the DR Congo is largely dominated by private corporations that operate either solely or in joint ventures with Gécamines, the state-owned enterprise in the sector.[95]

The contribution of mining activities to government revenue varies year to year depending on the sector's performance. In 2018, the contribution of the sector to government total revenue was 37% (US\$1.6 billion).[96] The contribution of the extractive sector to government revenues is, however, below its potential.

Weaknesses continue to characterise domestic revenue mobilisation in the country and the DR Congo has one of the world's lowest domestic revenue to GDP ratios. Domestic revenue to GDP ratio is less than 12% while the average in sub-Saharan Africa is above 20%.[97] Government capacity is exceptionally low to the extent that the World Bank estimates the tax gap (the difference between taxes owed and paid) at 5.3% of GDP.

This weak domestic revenue mobilisation is due to many factors. These include weak administrative and institutional capacity, porous borders, widespread fiscal exemptions, a narrow tax base, poor governance, and corruption, among others.[13]

According to the 2017 Resource Governance Index (RGI), which assesses how resource-rich countries manage their oil, gas and mineral wealth, the DR Congo was ranked 75th out of 89 countries with poor scores of 25 and 33 out of 100 for the oil and gas, and mining sectors respectively.[98] Low revenues limit the government's capacity to finance urgent development and social needs such as infrastructure, health and education to improve the lives of the Congolese people.

Cognisant of the necessity to improve governance and boost domestic revenues, especially from the extractive industries, the government has taken several actions to increase transparency and revenue from the sector. For instance, the DR Congo is a signatory to the Extractive Industries Transparency Initiative (EITI) that promotes the open and accountable management of oil, gas and mineral resources.

In 2018, the DR Congo's 2002 Mining Code was replaced by a new Mining Code that increased the taxes on profits and royalty rates for 'strategic' minerals.[99] It contains several provisions relating to revenue traceability and transparency in the sector. To increase transparency in the sector, the online mining registry provides up-to-date licensing information. The Ministry of Mines has a portal with more than 140 contracts publicly available and provides links to licensing decisions.[100]

International trade

The external trade of the DR Congo is dominated by its mining sector and is therefore dependent on the fluctuations of the global commodities markets. Indeed, in 2018, mining and hydrocarbon accounted for 99.1% of the country's total exports of which the three main products are copper (46.6%), cobalt (39.8%), and gold (6.9%). The export value of mining and petroleum increased by 38.3% in 2018 after shrinking by -13.4% in 2016 as commodity prices fell. Despite its potential, agricultural products accounted for only 0.8% of total exports, up from its levels of 0.6% in 2017.[101]

Raw materials and semi-finished goods, capital goods and consumer goods accounted for 99.5% of total imports. The share of foodstuffs in total imports increased from 13.3% in 2016 to 15.2% in 2017 before declining to 12.8% in 2018.[102] This is dramatic and given its potential, one could arguably expect the country to be an exporter of foodstuffs.

The main trade partners of the DR Congo are China (its largest trading partner), South Africa and the European Union. In 2018, China accounted for 35% of the DR Congo's total exports, 20.1% were destined for South Africa, and 3% for the European Union. Imports come mainly from the European Union, China and South Africa with respective shares of 12.1%, 11.9%, and 10.8%.[103]

Like many African countries, the trade balance of the DR Congo is structurally in deficit. The total value of exports

increased by 38.3% from its 2017 level to reach US\$16 billion in 2018 while the value of imports reached US\$15 billion in 2018, a 32% increase from the previous year. The trade deficit was 3.7% of GDP, and according to the IFs forecast, the trade balance will continue to record deficits for several decades into the future.

Aside from this formal trade, there is also a significant amount of informal trade between the DR Congo and some of its neighbours facilitated by the porosity of the borders. Low-cost consumer goods and foodstuffs from Angola, Rwanda, Uganda and Zambia, are frequently smuggled into the DR Congo. This has a considerable impact on the local manufacturing industry. The complicity of local customs officials, corruption, high energy prices and inefficient transport of raw materials (crops) over bad roads, which makes local production non-competitive with the imported goods, are some of the underlying factors of this informal trade.[104]

Similarly, valuable revenue-generating minerals, such as tin, tungsten, tantalum and gold, are also smuggled out. For instance, countries such as Uganda and Rwanda, despite having no gold reserves consistently record gold exports. According to the United Nations Group of Experts report, in 2019, gold smuggling cost the Congolese government about US\$1.9 million in tax revenue.[105]

The DR Congo's exports are poorly diversified and almost exclusively consist of primary products. The unprecedented plunge of commodity prices amid the COVID-19 pandemic is a reminder of how vulnerable a country can be when it relies heavily on commodity exports and the importance of economic diversification.

Foreign direct investment and remittances

The conflicts of the 1990s effectively kept foreign investors away from the DR Congo. The government has recently implemented several policies and reforms to attract more foreign direct investment (FDI). An example is the revision of the mining code in 2002 which offered a more advantageous fiscal regime to foreign firms,[106] although it was significantly altered with the new 2018 mining code.

The end of the 1997–2002/03 war, re-engagement with the international community, reunification of the country together with government reforms set the stage for increased FDI flow to the country, generally in the extractive sector.

Indeed, FDI flows to the DR Congo increased from about US\$188 million in 2002 to US\$1.5 billion in 2018 (3.7% of GDP) while FDI stock rose from US\$907 million in 2002 to US\$24 billion in 2018 (59.8% of GDP).[107] Apart from the extractive sector, the top destination of FDI flows is in telecommunications. South Africa, Belgium, and China are the main foreign investors in the country.[108]

Resource-seeking FDI activities are believed to have few positive spillover effects on the recipient economy, and create fewer jobs, as they are highly capital intensive. However, attracting substantial FDI to other sectors, such as manufacturing, remains a challenge for the DR Congo, notably due to poor infrastructure and an unfavourable business climate. For instance, in the 2020 Doing Business report, the DR Congo ranked 183rd out of 190 countries, only ahead of the Central African Republic, South Sudan, Libya, Yemen, Venezuela, Eritrea and Somalia.[109]

The relative stabilisation of the political situation and the commitment of the new president to create a special unit to enhance the business climate could improve FDI flows once the COVID-19 crisis has abated.

The recurrent socio-political and economic crises in the DR Congo have pushed many Congolese to migrate, especially to more developed Western countries. As a result, remittances have become one of the main sources of external finance in

the country, much of it flowing through the informal remittance market. Remittances inflows into the DR Congo have surpassed FDI flows. In 2018, the total recorded remittances inflows to the DR Congo amounted to US\$1.8 billion (4.4% of GDP) while remittances outflows stood at US\$914 million (1.9% of GDP).[110]

About 81% of the remittances flows pass through informal channels.[111] The relatively low prices charged in the informal remittance market is a key factor that motivates this choice. On average, 8.5% on transactions in the formal market against 5% in the informal market.[112]

FDI and remittances flows to the DR Congo are expected to decline in 2020 due to the measures taken to limit the spread of COVID-19 and the associated global economic crisis. According to the World Bank's projection, remittances into sub-Saharan Africa will have shrunk by about 9% in 2020.[113] The importance of remittances in reducing poverty in low- and middle-income countries is well documented. This decline in remittances flows is likely to push many more households into poverty.

Informal economy

There are several definitions of an informal economy but it is generally considered as a set of economic activities that are not subject to taxation and other regulations. The informality rate in the DR Congo is one of the highest in the world.

According to the World Bank, the share of the informal sector in total workers in the country is 81.5%. According to the Trade Union Confederation of the DR Congo (*La Confédération Syndicale du Congo*), only 2.5% of workers are employed in the formal sector. In other words, the informal sector accounts for 97.5% of all workers in the country, above the average for sub-Saharan Africa estimated at 89.2%.[114]

According to the IMF, the informal economy in the DR Congo accounts for about 55% of its GDP.[115] The modelled estimate in IFs is at about 42% of GDP in 2019 and is projected to decline to 32% of GDP in 2050.

This high level of informality is driven by several factors such as the rapid population growth and the chronic lack of jobs in the formal sector. Every year, tens of thousands of young men and women enter the labour market without finding a job. The World Bank estimates that at least two million jobs need to be created every year to significantly reduce the high unemployment rate and poverty in the country. The informal economy is a crucial lifeline for millions of Congolese. Policies aimed at significantly reducing poverty in the country cannot overlook this sector.

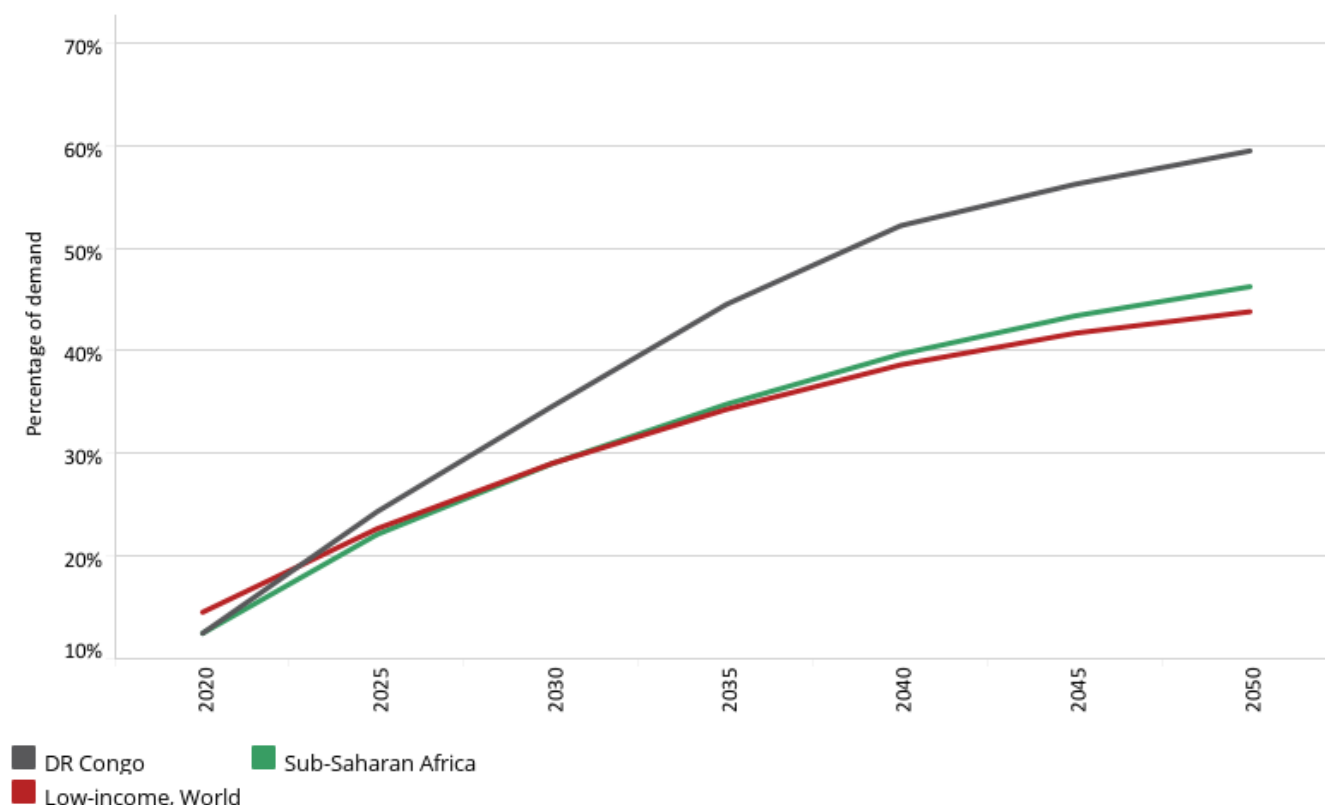
Agriculture and Climate Change

The DR Congo has the potential to become a global agricultural power. Indeed, with 80 million hectares of arable land, of which only 10% is cultivated, agriculture is one of the country's largest untapped resources. The agricultural sector provides about 60% of the jobs although most of these jobs only provide for subsistence needs.[116]

The main cash crops are coffee, palm oil, rubber, cotton, sugar, tea and cocoa. Food crops include cassava, plantains, corn, peanuts and rice, among others. Despite being the country with the largest available farmland in Africa with agricultural potential that could feed the entire continent, the DR Congo has not achieved food independence, and malnutrition is widespread. The agriculture sector has been severely affected by the violent conflicts since the 1990s. For instance, by 2006, agricultural productivity had fallen to 60% of its level at independence in 1960.[117]

The crop yield, currently estimated at about 3.4 tons per hectare, is quite low and will continue to make the country a net food importer, like many African countries, for a long period. Currently, the food trade deficit of the DR Congo is US\$1.5 billion per year.[118] This is not only absurd given the country's huge agricultural potential but also unsustainable. On the Current Path, the food import dependence will continue to increase to about 60% of food demand in the country by 2050 (Chart 17).

Chart 17: Food imports dependence for DRC and other groups



Source: Forecast in IFs version 7.54; historical data from FAO

View on Tableau Public ↶ ↷ ↻ ↺ | 📄 📑 🔗 Share

Food insecurity in the DR Congo is likely to be worsened by [climate change](#) and will affect the already weak agricultural productivity. The effects of climate change can already be noticed in the country through heavy rain and flood events which contribute to soil erosion and degradation.

Agricultural production, internal trade in agricultural products and exports of agricultural products in the DR Congo are hampered by several factors such as poor transport infrastructure, limited access to financial services and agricultural inputs, land disputes and conflicts.[119] However, the lack of transport infrastructure such as roads and railways means that this constraint is likely to continue for a longer period as infrastructure development is costly and requires time.

Several efforts are underway to improve agricultural production and to improve food security in the country. Recently, the World Bank granted additional funding of US\$75 million for the Agriculture Rehabilitation and Recovery Support Project with the expectation to boost agricultural production in the country.[120]

In addition, the Food and Agriculture Organization (FAO) is involved in several projects aimed at developing sustainable agriculture in the DR Congo.[121] For instance, the organisation works hand-in-hand with the government in its effort to produce and distribute high-quality seeds while the United States Agency for International Development (USAID), through its Food for Peace (FFP) programme, is contributing to reducing food insecurity by improving agricultural production techniques and output.[122] President Tshisekedi has also allocated an additional 33 000 hectares of land to food crops.

Components of a positive development pathway

Although haltingly and imperfectly, the DR Congo has recently experienced the first real peaceful transfer of power in its post-independence history. Like much of Africa, the road towards greater accountability and better governance will include any number of setbacks and reversals. Yet the government that emerged from the December 2018 presidential election has the opportunity to set the country on the path towards long-term prosperity.

However, the government and partners need to dissuade themselves from grand ambitions about an influential regional role for the DR Congo or the potential of schemes such as the Grand Inga Project to unlock rapid developmental progress. Such opportunities will need to be financially independent of the government. The government of the DR Congo needs to focus on the fundamentals.

The key to progress is a shift in accountability and government-community relations across the DR Congo. The implementation of the 2006 Constitution and its promise of the effective devolution of authority to the DR Congo's 26 provincial authorities could play such a role. Even then, progress will only be possible with 2023 national and provincial elections that are genuinely free and fair and perceived as such by locals and the international community.

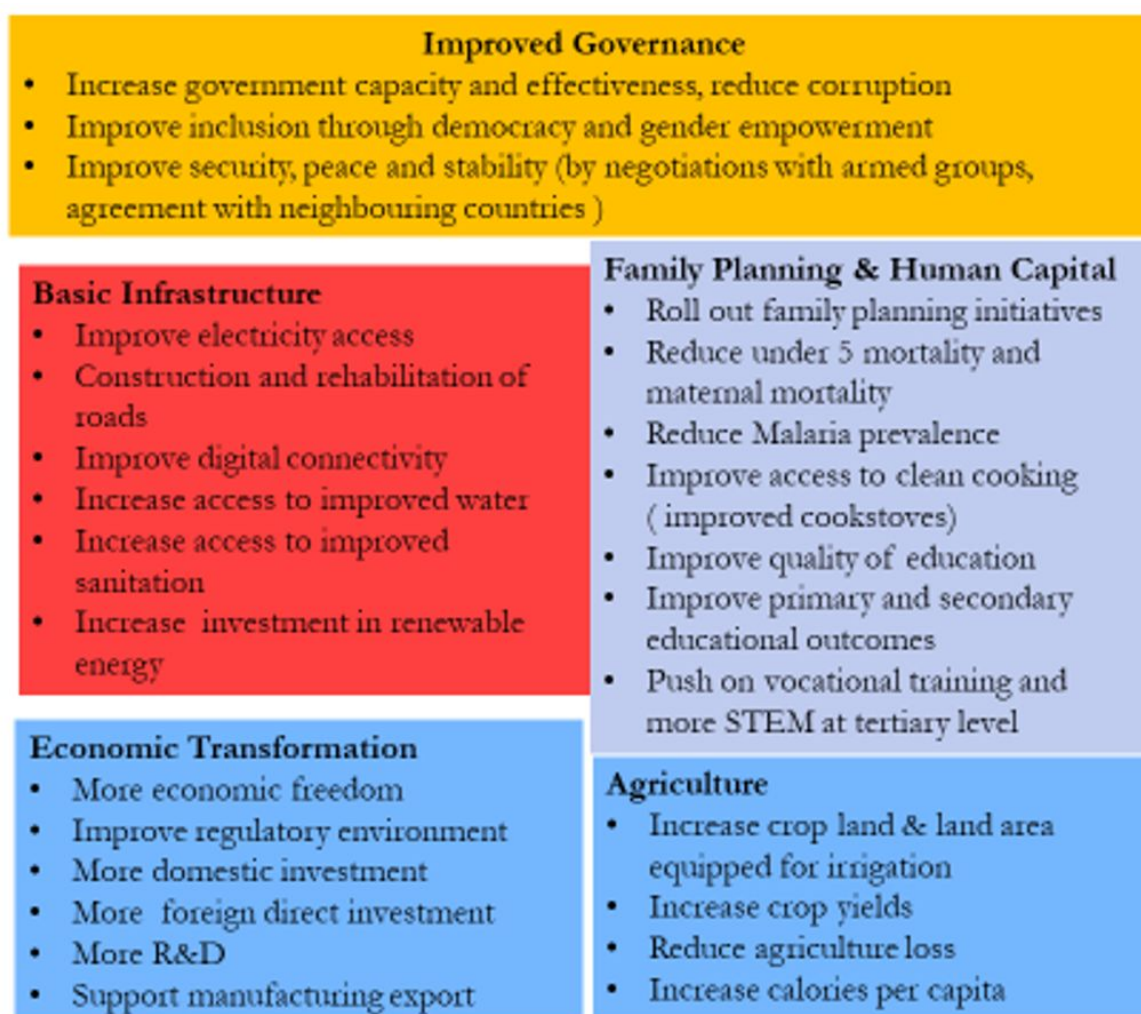
The scenario presented below is based on such a possibility. Consequently, the components of the scenarios that follow commence in 2024 and present a subsequent ten-year push by a developmentally orientated government.

We, therefore, model the impact of a series of intervention clusters that emulate realistic policy interventions to alleviate the binding constraints on inclusive sustainable growth and development revealed by the preceding Current Path analysis. The clusters are presented in Chart 16 and consist of efforts to improve overall governance and a focus on resuscitating agricultural production, extending education and basic health services. Governance will be improved through credible elections and the implementation of decentralisation.

An important component of the associated reform is comprehensive household electrification where the country needs to invest in renewables, using mini- and off-grid electricity solutions to provide electricity to the majority of its citizens. Such an objective would provide significantly more benefits than large capital investments on the government balance sheet such as the pursuit of the Grand Inga Project beyond Inga III.

The clusters of interventions collectively present a viable development pathway that departs from a focus on the exploitation of the DR Congo's vast mineral endowment as the engine for its development. It will, of course, be difficult to resist the allure offered by the aggressive exploitation of oil, gas, diamonds, tantalum and other natural resources. The focus should rather be on the establishment of the systems and institutions that will eventually allow the transparent management of its mineral riches rather than a rush to mine and export.

Chart 18: Intervention clusters



Source: Authors

The interventions are all benchmarked with aggressive but reasonable targets that have been achieved by countries that are at similar levels of development or had the same challenges as the DR Congo (see annexure).

Improved governance scenario component

Bad leadership and poor governance are the key reasons for the DR Congo's disastrous development history since independence. Its governance performance is among the lowest in the world and below the average for low-income Africa. Tackling governance challenges is crucial to mitigate social tensions if the DR Congo is to contain domestic instability stemming from poor development and from consistently sliding back into conflict. The question is how to change the current political-patronage relationships that dominate.

This scenario component envisages the implementation of the 2006 Constitution and the subsequent acts of parliament that set the terms of the separation of powers and deconcentration of legislative and executive state power to the 26 provinces. Decentralisation is key due to the vast land area, diversity and population size of the country and has repeatedly surfaced as a key requirement of the people of the country.

Thus, we proceed on the premise that the 2023 national and provincial elections are substantially free and fair and

domestically and internationally perceived as such. That itself would be a significant departure from the myriad irregularities that accompanied the presidential elections that took place on 30 December 2018.

The result would translate into a Senate and National Assembly with the former representing the 26 provinces. Whereas two earlier constitutions (in 1960 and 1964) also provided for a semi-federal model, the DR Congo has effectively been governed as a unitary state and limited progress has been made in decentralisation as set out in the 2006 Constitution.[123] The free and fair elections and the implementation of decentralisation would, in this scenario component, improve accountability and help shift towards governance primarily occupied with the urgent needs of the population rather than with its own interests.

Even then these events would require bold steps to improve governance and strengthen institutions such as the judiciary as a potent, assertive third arm of the government and a commitment to the budgetary and spending autonomy of the three levels of government. This would include the constitutional mandates to transfer 40% of national tax revenue to provinces.

The result is more responsible management and consensual sharing of resources, and hence, improvement in public service delivery. In this manner, the acceleration of the decentralisation process could promote local development.

There is also an effort to address gender differences by removing discriminatory provisions in the family code that impede the entrepreneurial and political activities of women.

Finally, peace and stability, especially in the eastern regions of the country, depend on both domestic dynamics and relationships with the neighbouring countries. The DR Congo needs stability, particularly within its eastern provinces that border Rwanda and Uganda. Therefore, leadership in the DR Congo must take a positive, regional approach to address conflicts in the eastern provinces by involving regional and international actors like SADC, MONUSCO and the African Union (AU).

Under this scenario component, the size of the Congolese economy (GDP) increases by about US\$88 billion as compared to the Current Path in 2050. The average GDP per capita also increases by US\$515 relative to the Current Path in 2050. The scenario component shows that improvement in governance and security has a significant impact on poverty alleviation in the DR Congo. The number of poor people is about 21 million fewer than on the Current Path by 2050. Good governance not only helps to better deliver public services but also provides an investment climate that is conducive to growth and job creation.

Basic infrastructure scenario component

Infrastructure shortage is a binding constraint on sustained inclusive growth in the DR Congo. The infrastructure deficit is particularly severe in road and water transport, electricity supply, and access to improved water and sanitation. Rail, road and water transport are all underdeveloped and make internal mobility of people and goods prohibitively expensive.

The lack of affordable and reliable energy supply and the poor transportation network inhibits the development of the agriculture and mining sectors as well as local industries, and hence, dissuades private investors from investment. Farmers, firms and mining companies need adequate transportation systems to receive supplies and access markets with their products. They also need reliable energy supply and communication technologies to increase productivity and stimulate innovation.

In this scenario component, the government directs its focus on the reinforcement of exchanges between the different areas of the country through the construction and rehabilitation of transport infrastructure. It invests in efforts to reopen

the navigable inland waterways, rebuild railway lines where required, repair roads, and repair and build bridges across the Congo River and its tributaries.

To this end, the DR Congo government levers the successful implementation of its 'infrastructure for mineral deal' with China. Also, the government abandons the Grand Inga hydroelectric scheme to focus on decentralised mini- and off-grid schemes, using renewable energy, to provide reliable power supply and improving the electrification rate in urban and rural areas.

In addition, the government works together with donor organisations and other partners to successfully implement its National Digital Plan to drive the country's digital development. As a result, digital connectivity improves across the entire country not only to assist with education and economic efficiency but also to improve the government's ability to modestly tax and identify ever-larger portions of the informal sector as part of the formal sector of the economy. Finally, this increasing digital connectivity fuels innovative ways, such as pay-as-you-go, to unlock the provision of basic services such as improved water and sanitation.

In sum, this scenario component models an aggressive but realistic improvement in basic infrastructure in the DR Congo.

If the Congolese government carries out reforms along these lines, the GDP of the DR Congo would increase by about US\$19.9 billion relative to the Current Path in 2050. The impact on the average GDP per capita is moderate; it increases only by US\$120 in 2050 as compared to the Current Path forecast for that year. The number of people surviving on US\$1.90 per day (extreme poverty) is about 5.4 million fewer than the Current Path in 2050. Infrastructure development is an essential catalyst for economic growth; it also creates income opportunities and generates jobs.

Family planning and human capital scenario component

The DR Congo has one of the highest fertility rates in the world which undermines progress on human and economic development. As pointed out by the World Bank:[124]

Even if DR Congo manages to keep a greater part of the natural resources wealth in the country and use it for physical and human capital accumulation, the prospects for human development and economic growth would remain constrained by the persistently high fertility rate that leads to a population age structure relatively more concentrated on dependent children.

Thus, in this scenario component, the DR Congo policymakers embrace the view that family planning is necessary to achieve their long-term economic and social development objectives. The national and provincial governments, therefore, undertake public information campaigns and provide leadership aimed at raising awareness of the importance of family planning and promote the use of modern contraceptives. In particular, they undertake extensive education campaigns in rural areas where fertility rates are high, engaging with traditional leadership.

To achieve long-term resilience and sustained economic growth, the country also needs to increase its current stock and quality of human capital. Thus the educational and family-planning efforts are augmented by policies aimed at boosting the outcomes of its health and education systems. The scenario component improves the health system which is captured by the reduction in child and maternal mortality.

The scenario component also reduces the prevalence of malaria and the widespread use of traditional cookstoves among the population. Malaria is currently one of the leading causes of death in the country while the energy used by households, especially in rural areas, comes mainly from traditional cookstoves which are a potential cause of respiratory infections.

The country has made progress in school enrolment, especially primary school enrolment but the completion rate is low regardless of the level of education, and the quality of education is below that of comparable country groupings. In this scenario component, the Congolese government continues to roll out its efforts to improve school enrolment and this is complemented by an improvement in the completion rates from primary education to secondary levels.

In addition, the government works at ensuring the delivery of quality education by regulating the uncontrolled expansion of low-quality schools in private education, renewing obsolete equipment and reforming academic programmes to give priority to programmes that target skills needed in the key growth sectors of the economy. Thus, the government prioritises vocational and technical training and sciences and engineering to provide the country with a skilled labour force.

Should this scenario component materialise, the fertility rate would decline to 2.6 by 2050, a drop of roughly 52% between 2024 and 2050. This is substantially lower than the projected 3.4 births per woman on the Current Path in the same year. The promotion of contraceptive use combined with the improvement in female education has a significant impact on fertility. In this scenario component, the DR Congo achieves a ratio of 1.7 dependents to working-age persons in 2050, a decade earlier than on the Current Path.

The scenario component increases the size of the Congolese economy by about US\$14.8 billion in 2050 as compared to the Current Path forecast. The average GDP per capita is US\$214 larger in 2050 than the projected value on the Current Path. This scenario component has about 15.4 million fewer Congolese living in extreme poverty (less than US\$1.90 per day) relative to the Current Path forecast.

Family-planning measures associated with human capital development have significant potential to promote pro-poor growth in the DR Congo. This finding is in line with the idea that investment in human capital should be at the centre of development priorities. Education is one of the most effective ways for people of poor backgrounds to increase their incomes. Family-planning policies are also important to reduce poverty as households with fewer children tend to invest more in the education and health of each one, which in turn, improves their job and income prospects.[125]

Agricultural development scenario component

As revealed by the Current Path analysis, the DR Congo has significant agricultural potential. It has a favourable climate and immense tracks of arable land. About 70% of people classified as employed in the formal and informal sectors are in the agriculture sector. Yet despite this potential, the country cannot meet its own food needs and a large majority of the population experience moderate to serious food insecurity.

Reviving the agriculture sector could be an effective way to combat poverty and improve human development in the DR Congo as it has a strong job creation capacity compared to other sectors. Studies have shown that a 10% increase in agricultural production could translate into a 7% decrease in the number of people living in extreme poverty in the DR Congo.[126]

In this scenario component, the government works at improving agricultural production by investing in modern practices to boost yields per hectare. Increased production is augmented by efforts to provide adequate harvesting, storage, transportation and marketing mechanisms for crops and animal products with a particular focus on improving subsistence and smallholder farming.

To this end, the DR Congo authorities work hand-in-hand with development partners to generate and disseminate improved technologies such as improved seeds and farming practices for increased productivity and better adaptation to the impact of climate change. It also engages in broad and consensual land reforms to address the recurrent land disputes

and protect the rights of vulnerable farmers. Most of the improvements in agricultural production are therefore achieved by improving crop yield (intensification) and expanding the land under cultivation (extensification).

In addition, the rehabilitation of rural transport infrastructure allows farmers to sell their produce more easily, receive support from agricultural extension services, and, therefore, reduce agricultural losses along the value chain (from producer to consumer). Rather than aiming at exports, the production is mainly intended for domestic consumption. Hence, the government, in collaboration with donor organisations or NGOs, works at improving food access, especially among the poor, through various policies such as cash grants.

The agricultural development intervention cluster increases crop yields by 58.8% between 2024 and 2050. This translates to 91.3 million metric tons of agriculture production by 2050, approximately 36% higher than the Current Path forecast for the same year. Agricultural import dependence (crops), measured as a percentage of total crop demand, declines to 50.3% by 2050 rather than 60% on the Current Path.

As mentioned earlier, malnutrition is a major issue in the DR Congo despite the country's huge potential for food production. In this scenario component, the number of malnourished people in the country declines by 50% between 2024 and 2050. The impact is nearly 6.8 million fewer malnourished people than on the Current Path by 2050.

The size of the Congolese economy is US\$18 billion larger than the Current Path forecast in 2050 while the GDP per capita increases marginally by US\$115 as compared to the Current Path. The number of people in extreme poverty (less than US\$1.90 per day) is 8.3 million fewer than on the Current Path by 2050.

Economic transformation scenario component

The preceding Current Path analysis has revealed that economic growth in the DR Congo is driven mainly by the dynamism of the extractive sector, but that it is subject to the volatility of global commodity markets, creates few direct jobs and is not inclusive. Export concentration on primary commodities has long been conceptually and empirically linked with underdevelopment. It is crucial to diversify the DR Congo's productive and export bases if a structural transformation of its economy is to be achieved together with inclusive and sustainable growth and development. However, such a process requires policy efforts along different dimensions.

In this scenario component, the government works to remove the key obstacles to more diversified and sustainable industrial development. This is on the premise that the new president delivers on a commitment to promote strong and transparent economic institutions to address the poor business environment in the country.

This significantly improves regulatory quality (business regulation), economic freedom and eliminates predatory taxation by reducing bureaucracy and simplifying administrative procedures and formalities. The simplification of the process for registering a business accompanied by a simpler and efficient tax regime serve to stimulate domestic investment and eventually lead to the growth of FDI.

Technology and innovation play a crucial role in economic transformation. They offer not only catch-up potential but also leapfrogging possibilities. Thus, DR Congo authorities enhance the capacity building of local research institutions (particularly in agro-processing) by increasing spending in R&D activities to support the country's move up the agro-processing ladder.

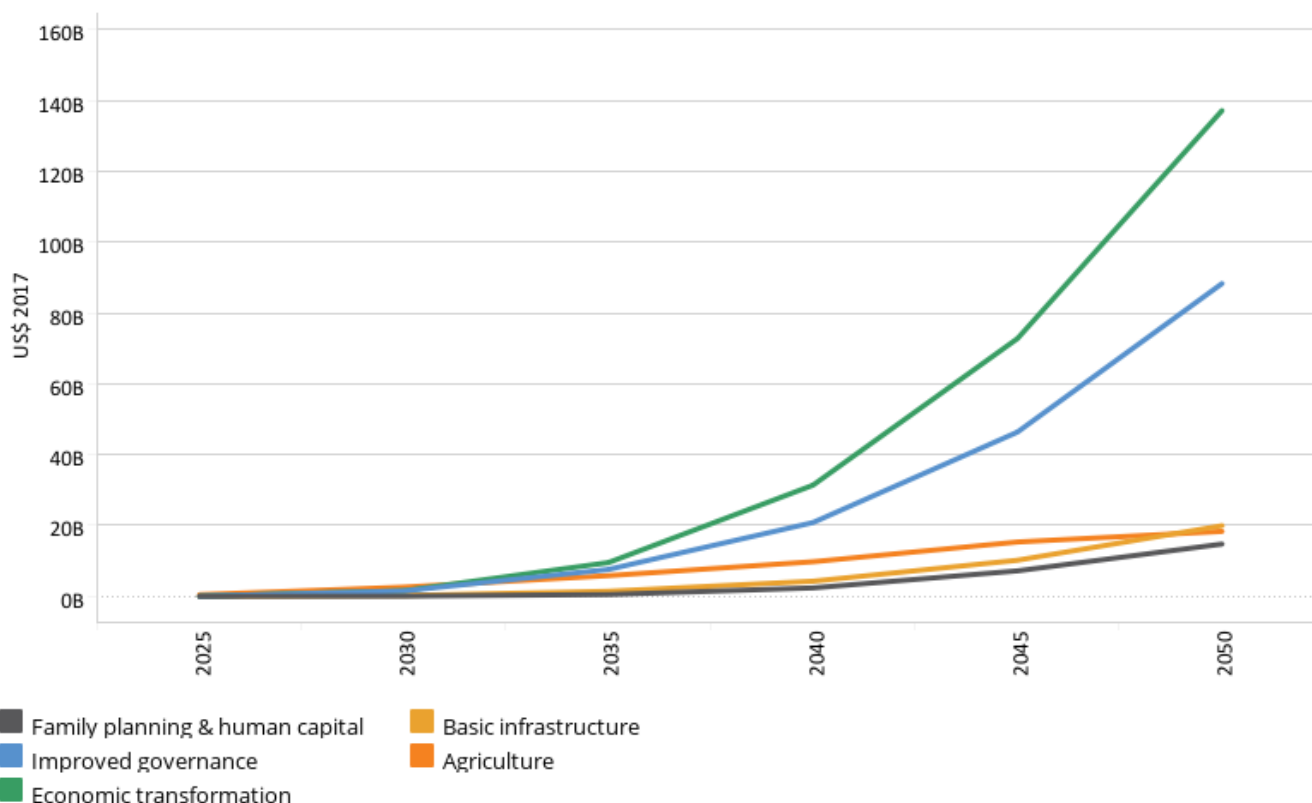
The size of the Congolese economy in this scenario component increases by US\$137 billion relative to the Current Path forecast in 2050 while the GDP per capita increases by US\$ 783 as compared to the Current Path. Also, the economic transformation scenario component has 24.9 million fewer people in extreme poverty relative to the Current Path in 2050.

The economic transformation scenario component has a huge impact on economic and human development in the DR Congo. This finding is consistent with the general view that economic transformation is crucial for sustained economic growth and poverty alleviation.

Comparing scenario components impacts

All the scenario components make a positive contribution to GDP, GDP per capita and poverty reduction. As shown by Chart 19, the economic transformation scenario component has the largest impact on the size of the Congolese economy and it is followed by the improved governance scenario component.

Chart 19: GDP in each scenario component - variations relative to the Current Path

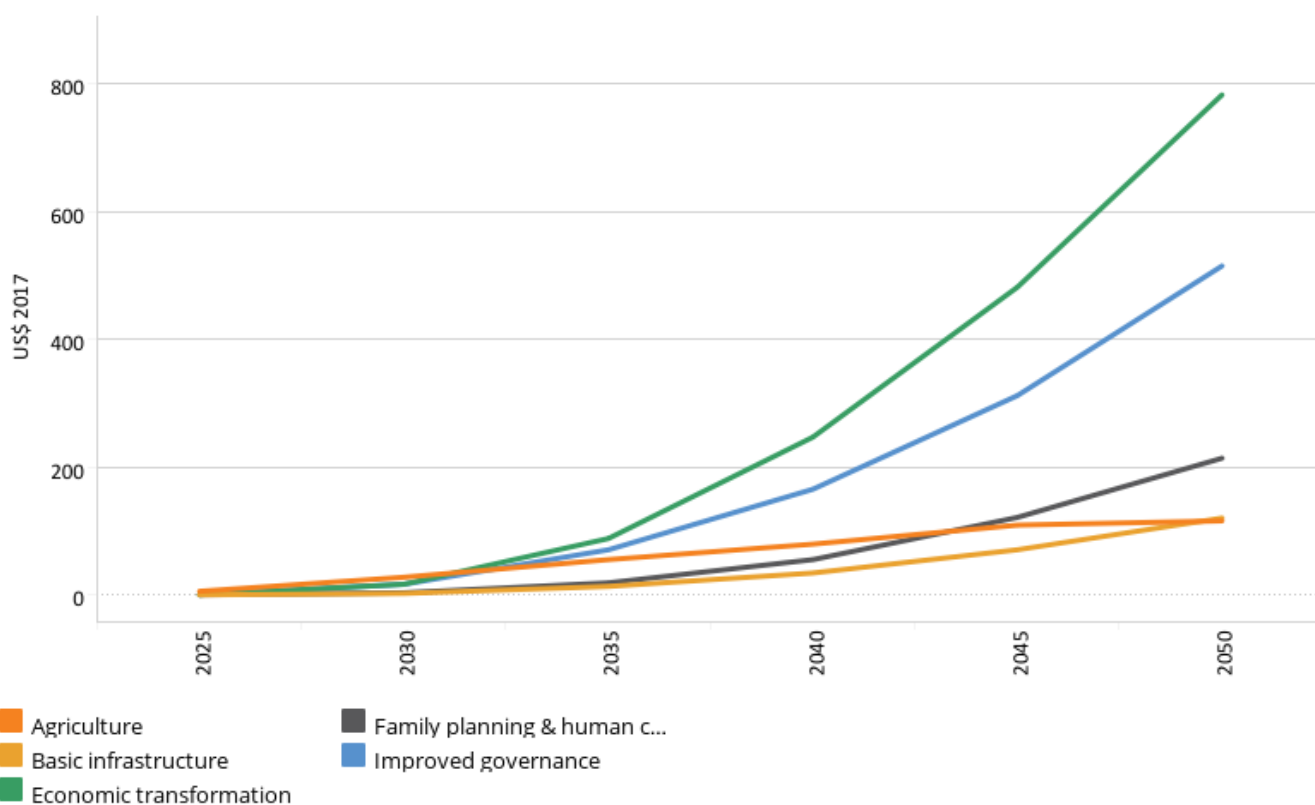


Source: Forecast in IFs version 7.54; historical data from International Monetary Fund and World Bank

[View on Tableau Public](#)
↶
↷
↶
↷
⌵
⌵
📄
🔗 Share

The economic transformation component has also the greatest impact on per capita income followed by the improved governance component (Chart 20).

Chart 20: GDP per capita in each scenario component – variations relative to the Current Path



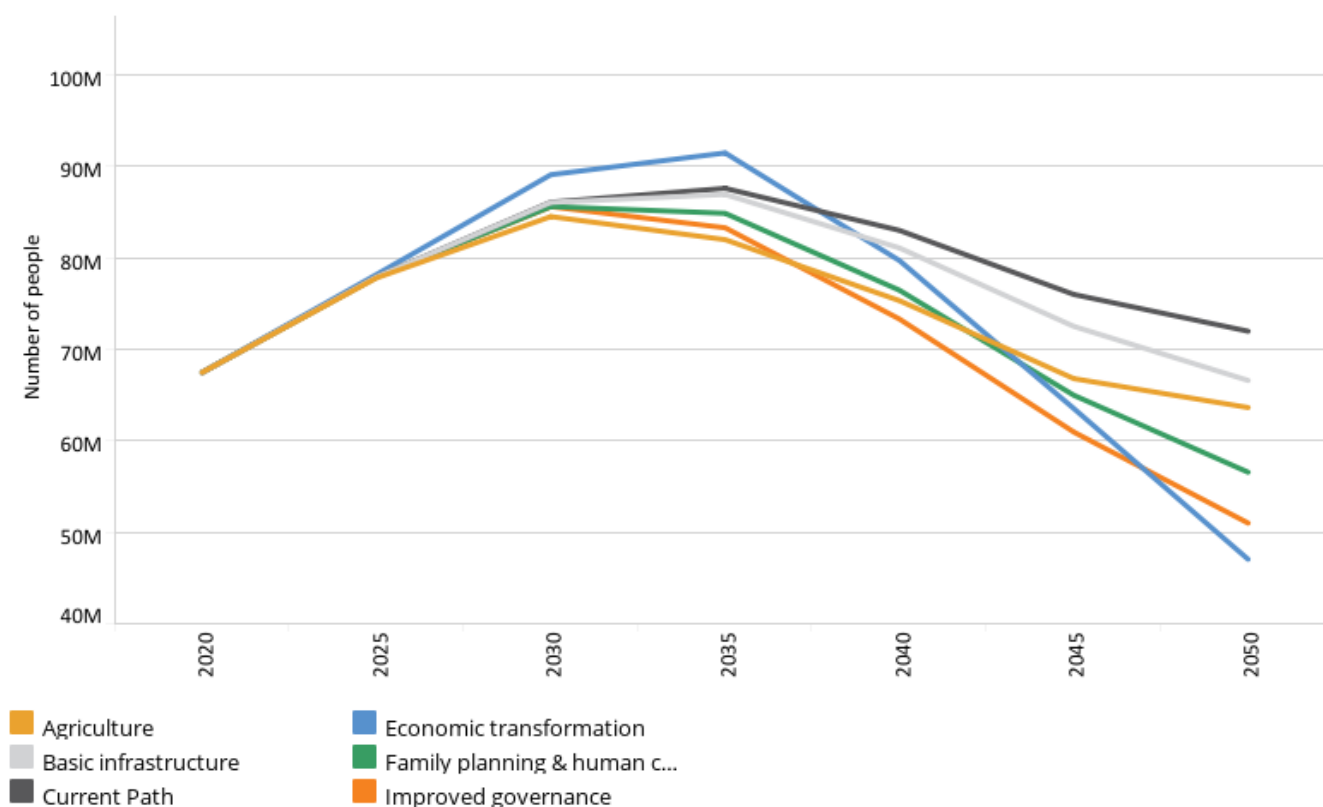
Source: Forecast in IFs version 7.53; historical data from International Monetary Fund and World Bank

[View on Tableau Public](#)

In the short term, the agricultural intervention cluster has the highest impact on the GDP and the GDP per capita. This can be explained by the fact that institutional change, infrastructure development, human capital accumulation and economic transformation (i.e. the transitions inherent in the other scenario components) require time to reach a level that can significantly enhance economic growth while crop yields and agricultural production can be increased in a relatively short period.

Irrespective of reform, the number of people living in extreme poverty in the DR Congo is likely to continue to increase in all the scenario components in the next few years before starting a downward trend (Chart 21).

Chart 21: Extreme poverty at US\$ 1.90 in each scenario component



Source: Forecast in IFs version 7.54; historical data from World Bank

[View on Tableau Public](#)

This increase in the number of people living in extreme poverty is due to the impact of the COVID-19 pandemic and also to the fact that the beneficial effects of these policies on population welfare require time to materialise. Specifically, in the initial ten years of intervention, the economic transformation scenario component has the highest number of poor people as resources and investments are diverted to more capital and knowledge-intensive sectors.

The economic transformation is funded by an initial crunch in consumption which increases poverty in the first few years. However, in the long run, these efforts stimulate inclusive growth with a greater impact on poverty alleviation.

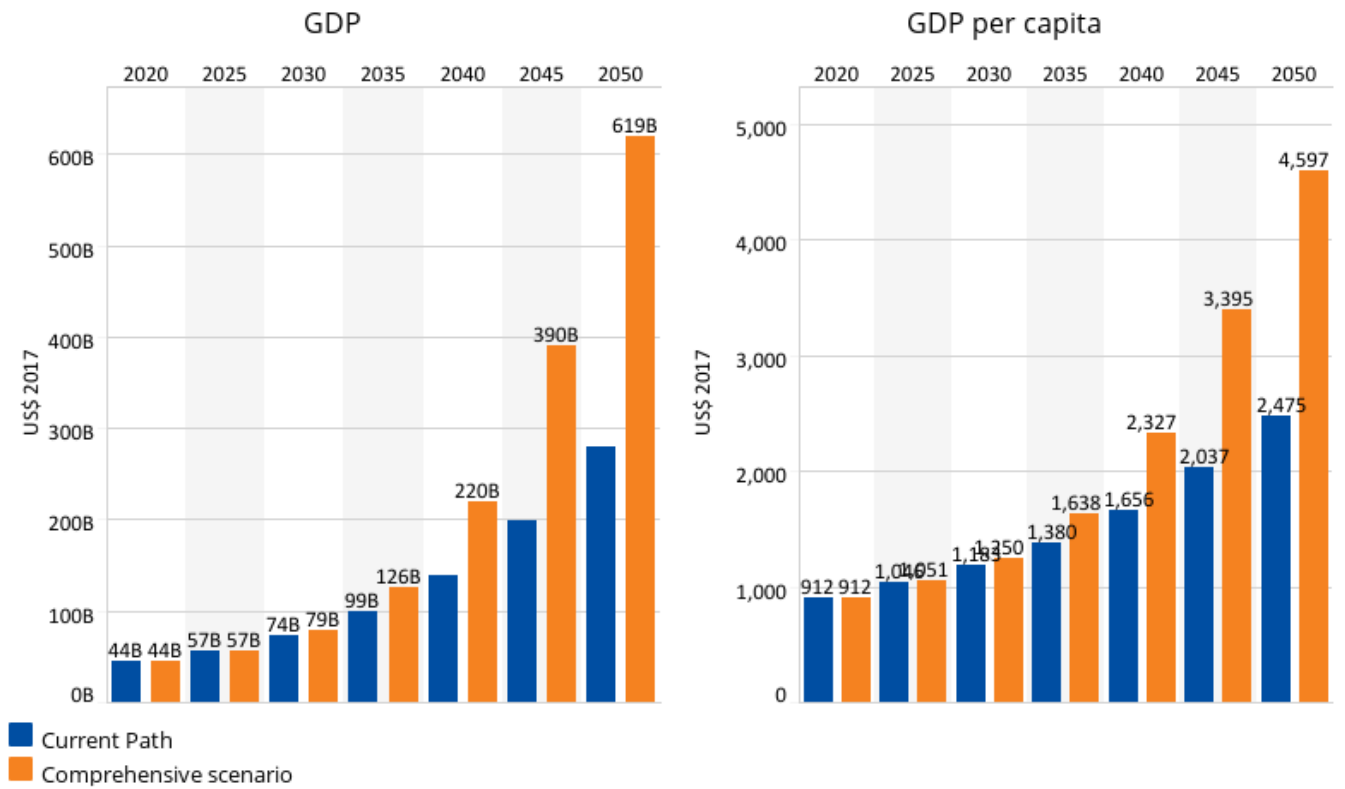
The economic transformation scenario component has the lowest number of poor people (47 million) by 2050. This is equivalent to a poverty rate of 22.7% compared to 34.5% on the Current Path in 2050. The economic transformation scenario component is followed by the improved governance scenario component with 51 million poor people or 24.5% of the poverty rate by 2050. However, in the short term, the agriculture development scenario component has the greatest impact on poverty reduction.

Overall, these scenario components show that economic transformation through industrialisation will be key to achieving economy-wide productivity improvements, job creation and sustained progress in growth and poverty reduction in the DR Congo. However, as this process requires time, agriculture seems to be the low hanging fruit for the country to improve the population's well-being in the short term.

The impact of the combined comprehensive scenario

The comprehensive scenario combines all the intervention clusters mentioned above. It is a concerted intervention to overcome the binding constraints on inclusive growth and development in the DR Congo. In other words, it is a scenario that puts the country on the path of sustained and inclusive growth that is more resilient to the recurrent commodity prices 'boom-burst'.

Chart 22: GDP and GDP per capita – the comprehensive scenario vs the Current Path

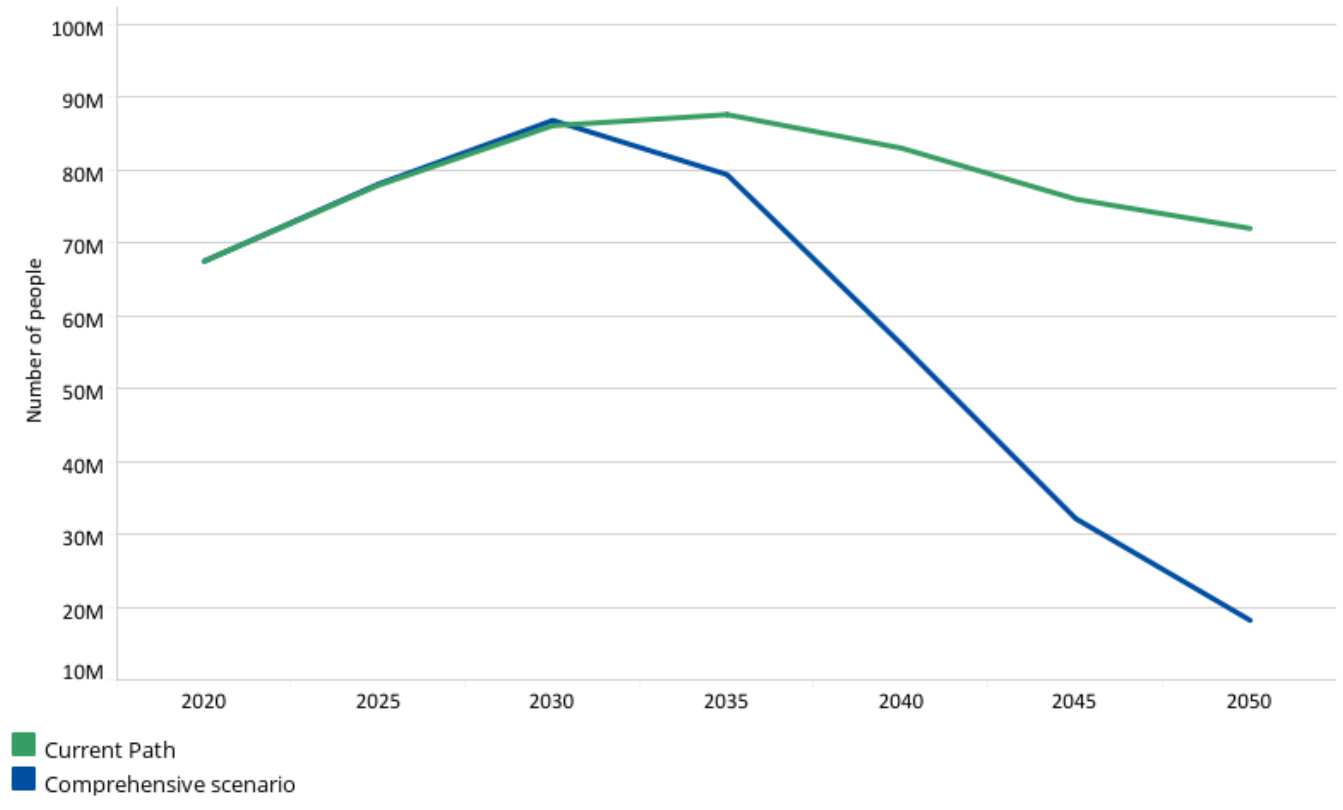


Source: Forecast in IFs version 7.54; historical data from International Monetary Fund and World Bank

View on Tableau Public ↶ ↷ ↻ ↺ | 📄 🖨️ 🌐 Share

The size of the economy and the GDP per capita in the comprehensive (combined) scenario are respectively US\$339 billion and about US\$2 110 larger than the projected values on the Current Path in 2050 (Chart 20). Also, the number of people surviving on US\$1.90 is 18.2 million in 2050 while it is projected to be about 72 million people on the Current Path in the same year (Chart 23). This translates to a poverty rate of 9.6% by 2050 against 34.5 % on the Current Path.

Chart 23: Extreme poverty at US\$ 1.90 in the comprehensive scenario and the Current Path

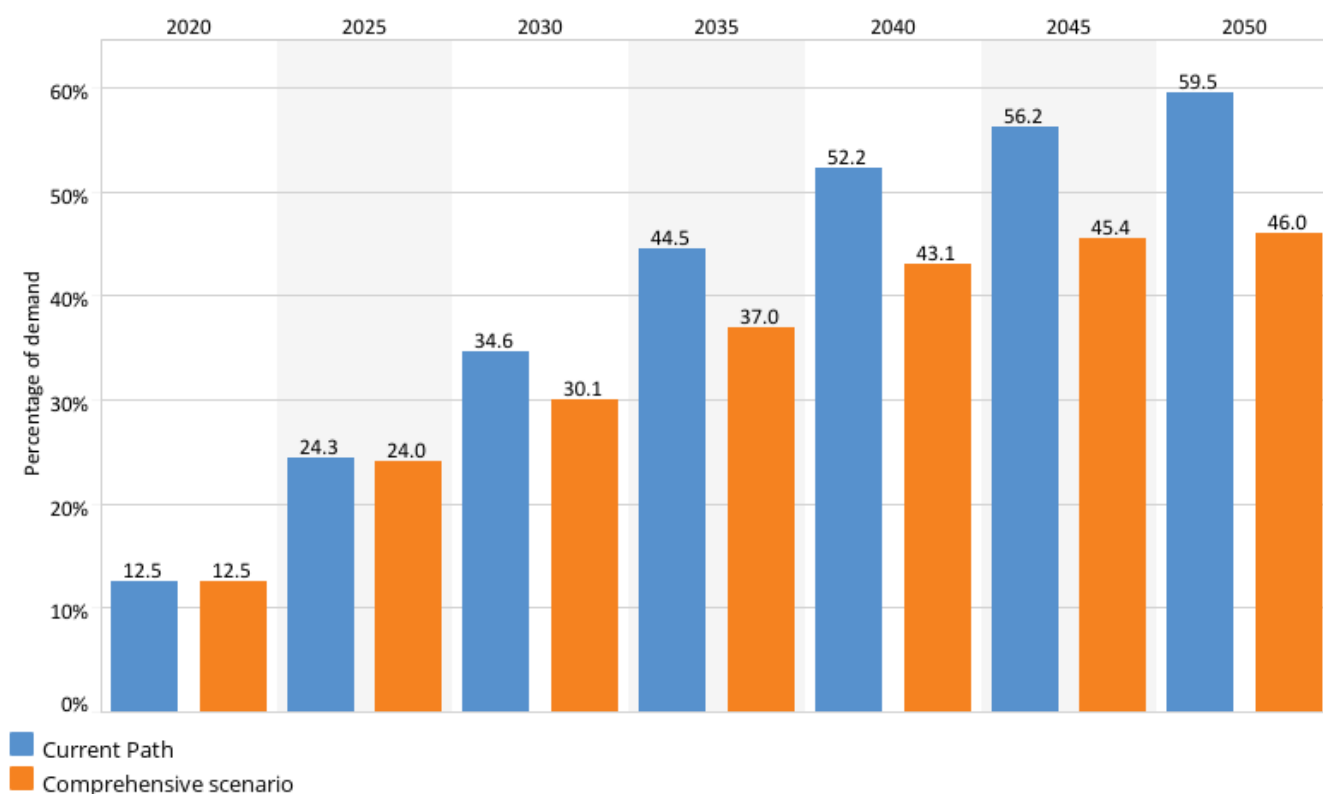


Source: Forecast in IFs version 7.54; historical data from World Bank

[View on Tableau Public](#)
↶
↷
↶
↷
|
⏏
⏏
Share

The scenario improves food security: food import dependence measured as a percentage of total food demand is 13.5 percentage points lower than the 60% projected on the Current Path in 2050. The DR Congo would continue to import food, but at much lower levels than in the Current Path. The scenario, therefore, reduces the country's vulnerability to external food price shocks.

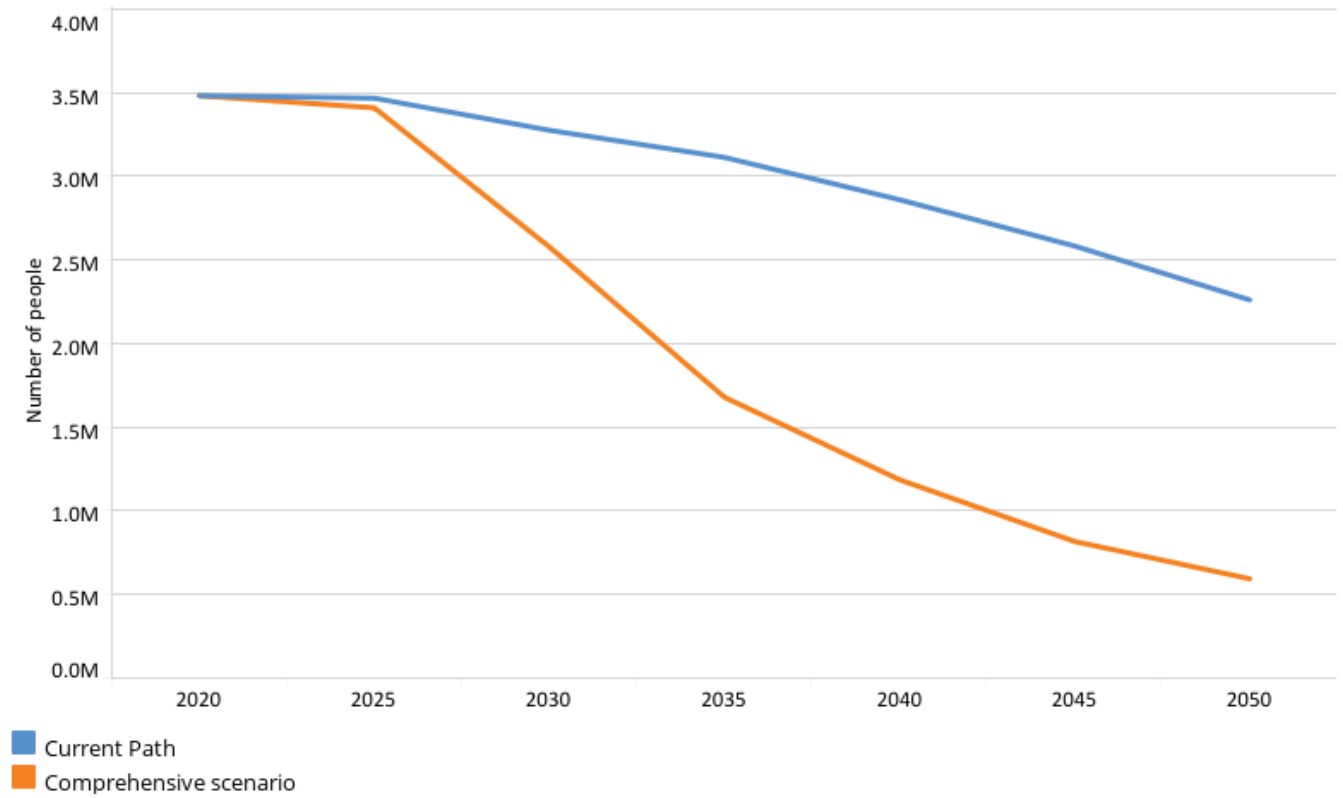
Chart 24: Food import dependence by 2050 in the comprehensive scenario and the Current Path



[View on Tableau Public](#)

Following improvements in food production, access to safe water and improved sanitation, the widespread malnutrition which is reported to be one of the key factors of stunting among children under five in the DR Congo has significantly dropped. In the comprehensive scenario, the number of malnourished children is 1.6 million fewer than the projected 2.2 million on the Current Path in 2050. This is equivalent to a nearly 70% decrease relative to the Current Path.

Chart 25: Malnourished children by 2050 in the comprehensive scenario and the Current Path

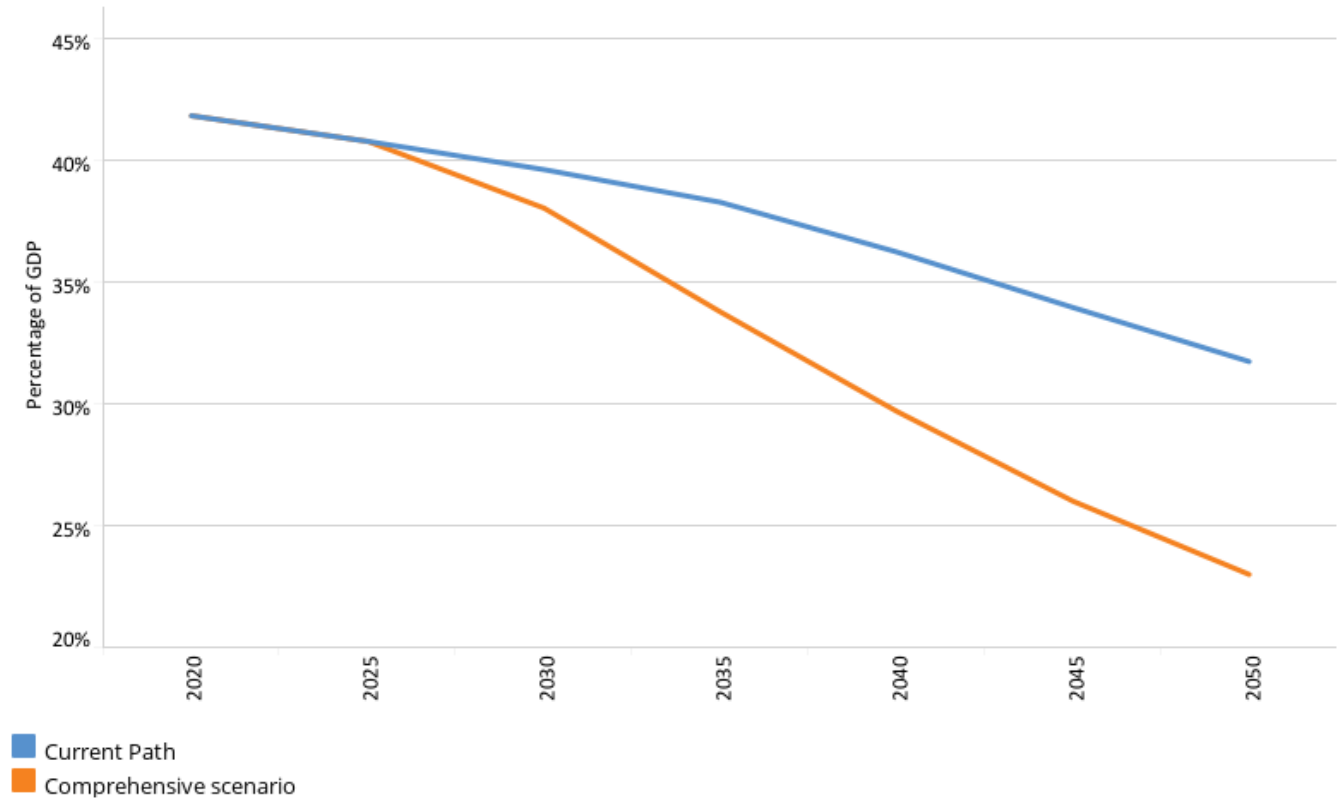


Source: Forecast in IFs version 7.54; historical data from FAO

[View on Tableau Public](#)
↶
↷
↶
↷
⌵
|
⌵
⌵
Share

Finally, the size of the informal economy in the comprehensive scenario is 23% of GDP against 31.7% on the Current Path in 2050. This is equivalent to an 8.7 percentage points decline with reference to the Current Path. The scenario improves factors, such as business regulation and reduces corruption, that are among the drivers of informality in a country.

Chart 26: The size of the informal economy by 2050 in the comprehensive scenario and the Current Path



Source: Forecast in IFs version 7.54

[View on Tableau Public](#)

Navigation icons: back, forward, search, and share.

The dramatic impact of the comprehensive scenario on the economy and human development is clear evidence of the benefits of a concerted intervention to remove the key binding constraints on inclusive growth and development in the DR Congo. The impacts are significantly larger than the mere sum of the outcomes of each intervention cluster because of the dynamic interactions between these clusters that lead to the cumulative growth process and shared prosperity.

For instance, good governance is necessary to increase domestic revenue. Increased domestic revenue along with good governance increase the capacity of the government to make a productive investment in infrastructure, education and health. Human capital, infrastructure development, and quality of government and institutions, in turn, foster economic transformation, increase the productive base of the economy and boost sustained and inclusive growth. In sum, the removal of one constraint on growth and development facilitates the elimination of another constraint (positive spillover effects).

Conclusion

This report has sought to paint the current development challenges faced by the DR Congo and the strategies to put the country on the path of inclusive sustainable growth and development. The analysis has revealed that the history of the DR Congo has been characterised by recurrent economic and political instability, and conflicts driven mainly by poor governance, systemic corruption and weak institutions.

The rent-seeking political, military and economic elites have been more preoccupied with squandering the resources for

their personal enrichment instead of managing them for sustainable development that benefits the whole society. As a consequence, poverty is widespread; the current GDP per capita is 40% of its value at independence in 1960. In other words, the average Congolese has lost 60% of their income over the past 60 years.

Despite some signs of improvements since the appointment of the transition government in 2003, the country is still facing huge development challenges. The DR Congo has not made progress in transforming its economy which is at the mercy of highly volatile global commodity markets. The analysis shows that the country will fail to achieve many of the 2030 SDGs as it failed to achieve any MDGs by 2015. Unemployment is massive and millions of Congolese continue to live in extreme poverty.

The Current Path analysis and the scenario simulations revealed that bad governance and weak institutions, infrastructure shortage, low stock and quality of human capital, difficult business environment, low agricultural productivity, and rapid population growth are some of the key factors that are holding back developmental progress of the country. Tackling these issues is crucial to set the country on a path of sustained growth and shared prosperity.

Overall, the DR Congo's complex development challenges call for decisive actions by the government; the ruling elite should end their recurrent quarrels motivated by personal interests to focus on the general interest and give hope to millions of Congolese living in extreme poverty. Policymakers should focus on the priority policies outlined below.

Governance and institutions

Some resource-rich countries such as Norway, Canada and Australia, among others, have sustained high growth and improved their citizens' daily lives but the DR Congo has made very little of its huge natural endowments. Natural resource endowments can promote economic development in countries with good governance and strong institutions. These do not exist within the DR Congo and under current conditions, the pursuit of a minerals-led development pathway for the DR Congo will do little to improve the livelihoods of its general population.

The promotion of good governance and strong institutions should be at the centre of government actions. This will increase the country's ability to mobilise domestic revenues and hence, improve the government's capacity and the quality of spending. In other words, stronger institutions, particularly oversight and monitoring, are crucial for the DR Congo to harness fully its immense natural wealth and to improve the living standard of the population. The current president has repeatedly declared his desire to tackle corruption and strengthen institutions, especially the judiciary system. His words must become concrete actions.

As a first step, the government must publish all new mining contracts and the audits of state-owned enterprises, including the details regarding its resource agreements with countries such as China. Parliament must be provided with detailed and full access to government spending including within the security agencies. The independence of the judiciary must be confirmed as a key resource to combat corruption.

Infrastructure

The pivotal role of infrastructure development in promoting inclusive growth is well documented. Infrastructure development is one of the required elements to foster inclusive growth and economic diversification in the DR Congo. The government should remedy the infrastructure deficit by first fixing and maintaining its existing infrastructure. This includes the full re-opening of the Congo River, as well as the provision of basic infrastructure such as roads and rail, electricity, safe water supply, and ICT infrastructure.

The COVID-19 pandemic has shown the value of digitalisation; increasing the ICT infrastructure budget would help to build

a more resilient economy. The DR Congo should focus on physical infrastructure as well as on modern technology to improve connectivity.

Human capital accumulation

Investment in human capital is one of the key drivers of long-run growth and a powerful way to reduce income inequality and poverty. To improve human capital stock and develop the necessary skills for the job market in the country, the government should enhance the quality of education.

This will include continuing to roll out the free primary education programme along with the improvement in access to technical and vocational education, and higher education, especially in sciences and engineering to enhance the country's capabilities to absorb new knowledge and technologies. Investment in education should go hand-in-hand with the improvement in the quality of the health system and access to affordable healthcare.

Demographic policy

The rapid population growth in the DR Congo is constraining human and economic development. Policies aimed at improving female education, access and use of modern family-planning methods can stagger the rapid population growth so that the Congolese can adequately reap the benefits of economic growth and reduce the prevalence of extreme poverty.

Agricultural productivity and food security

The DR Congo has the potential to be a food-secure country and end the widespread malnutrition. The government should increase land under cultivation across the country and invest in agriculture technologies not only to improve crop yields but also to make agriculture production more resilient to climate shocks. This should be accompanied by policies that ensure the functioning of the value chains such as the rehabilitation of the rural road networks that facilitate the flow of agricultural products from the farmers to the markets.

Economic transformation

A growth model driven mainly by the mining sector is not sustainable due to the volatility of the global commodity market. The sources of growth need to be diversified with a particular focus on the agricultural sector.

The starting point for the government is to properly address the poor business climate that impacts negatively on business profitability. The high cost of doing business in the country is compounded by the unpredictability of the regulatory and legal environment. Improving the business environment will promote non-mining private investment, especially manufacturing FDI which can boost the agricultural and manufacturing sector, and hence, nurture the structural transformation of the economy through industrialisation.

Annexure

Current Path

This project used IFs version 7.54 with an updated IFsHist file dated October 2020. Amongst other updates, the IFsHist file included the IMF global growth forecasts that were released in October 2020, reflecting the IMF growth forecast for 2020 and 2021 amidst the COVID-19 pandemic.

The following data amendments were made to the IFs Current Path forecast for the DR Congo in the form of a project data file:

Chart A1: Project data

Series updated	Definition	Source	
PopulationYouthDep%	Population of young people (<15) as percent of total	World population prospects	
PopYouthBulgeBy15	Youth bulge	World population prospects	
HealthMalarDthsper100000	Malaria deaths per 100 000	WHO World malaria reports, 2009–2019	
IncBelow1D90c%WDI	Population below poverty line of \$1.90	World Bank estimates	
Corruption	Level of corruption	Transparency international	
Freedom	Civil and political freedom	Freedom house	
AgProdCereals	Production of cereals	FAO	
GovExpense%GDP	Government expense as % of GDP	Government financial statistics database, IMF	
GovtDebt%GDP	Central government debt as % of GDP	World economic outlook database, IMF	

RoadsTotalNetwork	Roads, total network, kilometres	CIA factbook 2019
WSSJMPWaterTotal%OtherImproved	Access to other improved water (%)	WHO/UNICEF JMP global database
WSSJMPWaterTotal%Piped	Access to piped water (%)	WHO/UNICEF JMP global database
WSSJMPSanitationTotal%Improved	Access to improved sanitation (%)	WHO/UNICEF JMP global database
RoadsPaved%	Roads paved	CIA factbook 2019
PolityDemoc	Polity project's measure of autocracy	Centre for Systemic Peace
PolityAutoc	Polity project's measure of democracy	Centre for Systemic Peace

Scenario interventions

All interventions are from 2024, interpolate to 2034 and then are maintained at that level until 2050 unless indicated otherwise.

Chart A2: Improved governance scenario component

Interventions and parameters	Adjustment in IFs	Benchmark/Justification/Notes
Increase governance effectiveness (goveffectm)	Interpolate from 1 to 1.2	Between 2005 and 2010, Ethiopia increased government effectiveness score by more than 50%. On the Current Path, government effectiveness score increases from 0.9 in 2024 to 1.6 by 2050 (out of possible 5). The intervention brings it to 2.4 by 2050 which is slightly above low-income Africa but below the projected score for Rwanda, Malawi and Burkina Faso by 2050.
Reduce	Interpolate from 1 to 1.2	The score for Tanzania increased by

corruption (govcorruptm)		<p>about 58% between 1998 and 2008.</p> <p>The score on government corruption index increases by 47% between 2024 and 2034 and about 50% relative to the Current Path by 2050, above the projected average for low-income Africa but on par with the projected score for Malawi by 2050.</p>
Improve democracy (democm)	Interpolate from 1 to 1.1	<p>Between 2012 and 2017, the score of Burkina Faso increased by 60%. The scenario accelerates democratisation. The DR Congo's score on the Polity Index increases by nearly 15% between 2024 and 2034. The DR Congo's score by 2050 is above the projected average for low-income Africa but on par with Burkina Faso.</p>
Improve gender empowerment (gem)	Interpolate from 1 to 1.4	<p>Zambia improved its gender empowerment score by nearly 57% between 1995 and 2009. The DR Congo performs poorly in gender empowerment. Gender discrimination with respect to labour force participation, as well as with political representation is rampant in the country. Even with this aggressive intervention, the score of DR Congo increases by about 40% between 2024 and 2034 and remains far below the average for low-income Africa by 2050.</p>
Improve governance security (govriskm)	Interpolate from 1 to 0.9	<p>Government security index improves by 37.6% between 2024 and 2034, slightly above the projected average for low-income Africa but par with Rwanda by 2050.</p>
Reduce societal violence (conflict and terror) (svmulm)	Interpolate from 1 to 0.9	<p>Conflicts have prevented the country from reaching its full potential in harnessing its natural wealth. Long-term peace is therefore necessary to harness fully its immense natural resource endowments.</p>

Reduce the probability of State failure (internal war) (sfintlwaradd)	Interpolate from 0 to -0.2	The probability of state failure decreases by 60% between 2024 and 2050 but still remains above the projected average for low-income Africa.
---	----------------------------	--

Chart A3: Basic infrastructure scenario component

Interventions and parameters	Adjustment in IFs	Benchmark/Justification/Notes
Increase investment in renewable energy (Eninvtm)	Interpolate from 1 to 1.2	From a very low base, renewable energy production doubled in Ethiopia between 2004 and 2011. From a very low base, renewable energy production in the DR Congo increases by 68.7% between 2024 and 2034.
Increase access to electricity (Infraelecaccm) (Rural)	Interpolate from 1 to 1.5	Between 1994 and 2004, electricity access in rural area increased by about 46% in Nigeria. In this scenario component, access to electricity in rural areas increases from 2.8% of rural population in 2024 to 39% by 2050 against 24.3% on the Current Path. Despite this aggressive intervention, it remains far below the projected average of 60% for low-income Africa by 2050.
Increase access to electricity (Infraelecaccm) (Urban)	Interpolate from 1 to 1.15	Between 2003 and 2013, The Gambia increased electricity access by about 33% in urban area. Access to electricity in urban areas increases from 48.3% in 2024 to about 91% by 2050 against 78.5% on the Current

		Path. It is slightly above the projected 88% for low-income countries in 2050 but on par with Rwanda.
Increase roads paved length (Infraroadpavedpcntm)	Interpolate from 1 to 1.1	Between 2004 and 2008, Burkina Faso increased its roads paved length by 28%. In this scenario, the paved roads network increases from 5.2% of total roads network in 2024 to about 36% by 2050, below the projected average for low-income Africa (48%) by 2050.
Increase access to fixed broadband Internet (ICT) (Ictbroadm)	Interpolate from 1 to 1.4	Fixed broadband subscriptions per 100 people increased by about 160% between 2011 and 2016 in Uganda. Fixed broadband Internet subscriptions in the DR Congo increase from 3 subscriptions per 100 people in 2024 to 41.6 subscriptions per 100 people by 2050, on par with Burkina Faso.
Increase access to mobile broadband (ICT) (Ictbroadmobilm)	Interpolate from 1 to 1.4	In Burkina Faso, mobile broadband Internet subscriptions per 100 people increased from nine to 29 subscriptions per 100 people between 2013 and 2017 (over 200% increase). Mobile broadband Internet increases from 25.8 subscriptions per 100 people in 2024 to 142 subscriptions per 100 people in 2050, in line with the projected average rate for low-income Africa by 2050.
Increase access to safe Water (Watsafem)	Interpolate from 1 to 1.2	Access to safe water in Ethiopia increased by about 69 % between 2005 and 2015. This intervention increases access to improved water by about 30% between 2024 and 2034 and reaches 97.5% of the population by 2050, slightly above low-income Africa (95%) but on par with Burundi and Ethiopia.
Increase access to improved sanitation	Interpolate from 1 to 1.5	From 2000 to 2015, access to improved sanitation increased from

(sanitationm)	9.5% to 22.5% (more than double) in Burkina Faso. This intervention increases access to improved sanitation from 23.5% in 2024 to about 66% by 2050 against 46.5% on the Current Path by 2050. Despite this aggressive intervention, it remains below the projected average for low-income Africa by 2050.
---------------	--

Chart A4: Agriculture intervention scenario component

Interventions and parameters	Adjustment in IFs	Benchmark/Justification/Notes
Increase crop yields (ylm)	Interpolate from 1 to 1.25	Between 2011 and 2016, Mozambique and Sierra Leone increased average yields by more than 50%. Crop yields in the DR Congo increase by 50% between 2024 and 2050 to reach 5.4 tons/hectare, above the average for low-income Africa but far below the projected crop yields for Rwanda and Malawi by 2050.
Increase crop land (ldcropm)	Interpolate from 1 to 1.2	Burkina Faso increased crop land by 44% between 1995 and 2005. This intervention increases crop land by about 2.4 million hectares between 2024 and 2050.
Increase land area equipped for irrigation (Landirareaequipm)	Interpolate from 1 to 1.2	Between 2001 and 2011, land area equipped for irrigation increased by more than 100% in Burkina Faso. Land area equipped for irrigation in the DR Congo increases by 27 000 hectares relative to the Current Path by 2050.
Reduce agriculture loss from producer to consumer	Interpolate from 1 to 0.8	The poor transport infrastructure in the DR Congo causes huge losses

(aglosstransm)		when transporting agricultural production from producer to the consumer. This intervention reduces agriculture loss along the value chain by about 13% between 2024 and 2050.
Increase calories per capita (clpcm)	Interpolate from 1 to 1.15	Calorie per capita increased in Rwanda between 1997 and 2002 by 23%. Calories per capita in the DR Congo increase by 23% between 2024 and 2034 to reach 2 502 kcal in 2050, slightly above the projected average for low-income Africa but below Malawi and Guinea. It is projected to be 2 243 kcal on the Current Path in 2050.

Chart A5: Family planning and human capital scenario component

Interventions and parameters	Adjustment in IFs	Benchmark/Justification/Notes
Increase contraceptive use (contrusm)	Interpolate from 1 to 1.35	Between 2000 and 2005, the contraceptive use rate doubled in Ethiopia. This intervention increases modern contraception use from 25.7% in 2024 to 72% of fertile women in 2050 against 51.6% on the Current Path in the same year. This is above the projected average for low-income Africa but below the level of Ethiopia (78% by 2050).
Reduce malaria prevalence (hlmalariaprevm)	Interpolate from 1 to 0.9	Between 2005 and 2015, malaria prevalence in Ethiopia declined by about 70%. This intervention brings malaria prevalence in the DR Congo in line with the projected values for Ethiopia and Malawi by 2050.
Increase access to clean cooking	Interpolate to 0.7	This intervention brings it in line with

(improved cookstoves) (cookstovesadd)		the projected average for low-income globally by 2050.
Reduce child (under 5) mortality (hlmortcdchldm) (Total)	Interpolate from 1 to 0.9	Ethiopia reduced child mortality by 40% between 2006 and 2016. In this scenario, child mortality decreases by 33% between 2024 and 2034.
Increase primary education survival rate (edprisurm) (Total)	Interpolate from 1 to 1.1	The Gambia increased primary education survival rate by about 22% between 2005 and 2015. Primary education survival rate in the DR Congo increases from 53.8% in 2024 to 84% by 2050, on par with the projected average for its peers in the same year.
Improve the quality of primary education (edqualpriallm)	Interpolate from 1 to 1.1	Chad improved its score by 15% between 1995 and 2005. The score of the DR Congo improves by 15.3% between 2024 and 2034, on par with low-income Africa by 2050.
Increase lower secondary graduation (edseclowrgram) (Total)	Interpolate from 1 to 1.2	Guinea increased its lower secondary completion rate by 32% between 2015 and 2019. Lower secondary completion (graduation) rate increases by 32.5% between 2024 and 2034, on par with its peers by 2050.
Increase upper secondary graduation (edsecupprgram) (Total)	Interpolate from 1 to 1.2	Uganda increased its upper secondary education graduation rate by about 29% between 2015 and 2019. This intervention increases the DR Congo's upper secondary education graduation rate by 40% between 2024 and 2034, in line with low-income Africa by 2050.
Increase vocational training in upper secondary school (Edsecupprvocadd)	Interpolate to 5	Participation rate in vocational training in Niger increased from 15.34% in 2005 to 37.18% in 2015 (more than double). This intervention

		puts the participation rate in vocational training in the DR Congo at 36.6% by 2050, slightly above the average for low-income Africa but below the level of Niger.
Improve the quality of secondary education (edqualsecallm)	Interpolate from 1 to 1.1	Burundi's score increased by about 10% between 2015 and 2019. The score of the DR Congo improves roughly by 15% between 2024 and 2034, in line with the projected average for low-income Africa by 2050.
Increase tertiary intake rate (edterintm)	Interpolate from 1 to 1.4	From a very low base, tertiary intake in Burundi increased by nearly 90% between 2010 and 2015. In this scenario component, tertiary intake in the DR Congo increases by 43% between 2024 and 2034.
Increase graduation rate in tertiary education (Edtersciेशradd) (science & engineering)	Interpolate to 2	From a very low base, the share of science and engineering students in tertiary graduates in Sierra Leone increased by more than 80% between 2015 and 2019. The share of science and engineering students in tertiary graduates in the DR Congo increases from 11% in 2024 to 19% by 2050, on par with the projected average for low-income Africa in the same year.

Chart A6: Economic transformation scenario component

Interventions and parameters	Adjustment in IFs	Benchmark/Justification/Notes
Improve business regulation (govbusregindm)	Interpolate from 1 to 0.8	Between 2014 and 2018, regulatory quality in Ethiopia improved by more than 50%. The score for regulatory quality in the DR Congo increases by about 58% between 2024 and 2050, in line with the average for low-income countries.

<p>Improve economic freedom (econfreem)</p>	<p>Interpolate from 1 to 1.05</p>	<p>Rwanda improved its score for economic freedom by about 23% between 2000 and 2010. In this scenario, the DR Congo's score improves by about 14% between 2024 and 2034 to reach 6.7 (out of possible 10) by 2050, slightly above the average for low-income Africa but far below the level of Rwanda.</p>
<p>Improve domestic investment in the economy (Invm)</p>	<p>Interpolate from 1 to 1.2</p>	<p>Domestic investment as a share of GDP in the DR Congo is lower than in a country like Uganda, Rwanda and Ethiopia. This intervention increases domestic investment (% of GDP) by 22% between 2024 and 2034 to reach 21% of GDP by 2050, below the average for low-income Africa.</p>
<p>Improve FDI inflow</p>	<p>Interpolate from 1 to 1.2 Starting from 2025</p>	<p>The current level of FDI flows to the DR Congo is far below the country's potential. FDI flows to Mozambique increased from 4% of GDP to 18% between 2007 and 2017 (14 percentage points). This intervention puts FDI flows to the DR Congo at 5.5% of GDP by 2050, on par with Uganda and Malawi.</p>
<p>Increase manufacturing export (xsm)</p>	<p>Interpolate from 1 to 1.05</p>	<p>Manufacturing exports as a share of GDP increased by 15% in Ethiopia between 2015 and 2019. Manufacturing exports as a share of GDP increases by about 13% compared to the Current Path in 2050.</p>
<p>Incentivise R&D (gdsm)</p>	<p>Interpolate from 1 to 1.2</p>	<p>Government expenditure on R&D activities is almost non-existent in the DR Congo. This invention increases government expenditure on R&D by 66% compared to the Current Path in 2050. Despite this intervention, it remains far below the projected average for low-income Africa.</p>

Acknowledgment

The authors would like to express their appreciation for valuable comments and assistance provided by Hans Hoebeke, Stephanie Wolters, Mohammad Irfan, Marius Oosthuizen, Requier Wait, Paul-Simon Handy and David Zounmenou. The authors would also like to extend their appreciation to the large group of government officials, donors, academics and others who attended the data validation workshop on 27 August 2020.

Notes

Endnotes

1. The demographic figures in the DRC are not very solid; the last census was organised in 1984.
2. The Sentry, Country briefs: [Democratic Republic of Congo](#), July 2015
3. Nations Unies, Commission Economique pour l'Afrique, [Profile de pays: République démocratique du Congo 2017](#), Addis Ababa: NU.CEA, 2018–03
4. The score of the DRC on human development index, which measures the 'basic achievement levels in human development such as knowledge and understanding, a long and healthy life, and an acceptable standard of living', experienced only a marginal increase from 0.37 in 1990 to 0.45 in 2018. For more details, see [Human Development Report 2019](#).
5. OCHA, Aperçu des besoins humanitaires, [République démocratique du Congo](#), Cycle de programme humanitaire 2020, 2019
6. Edith Mutethya, [DR Congo aims for economic growth](#), China Daily, 12 September 2019
7. World Bank, Democratic Republic of Congo, Systematic Country Diagnostic, Report No. 112733-ZR, 2018.
8. World Bank, Democratic Republic of Congo, Systematic Country Diagnostic, Report No. 112733-ZR, 2018.
9. DP Zongwe, Decentralization in the Democratic Republic of the Congo, *Autonomy Arrangements in the World*, March 2019, 9, DOI: 10.13140/RG.2.2.20028.08321.
10. DR Congo, [Agence nationale pour la promotion des investissements](#), 2020
11. B Akitoby and M Cinyabuguma, Sources of Growth in the Democratic Republic of the Congo: A Cointegration Approach, IMF Working Paper WP/04/114, July 2004, 5–7.
12. G Prunier, *Africa's World War: Congo, the Rwandan Genocide, and the Making of a Continental Catastrophe*, Oxford: Oxford University Press, 2009.
13. World Bank, Democratic Republic of Congo, Systematic Country Diagnostic, Report No. 112733-ZR, 2018.
14. The breakdown of the Katanga province into several smaller provinces also aimed at stripping the former Katanga governor and then-presidential hopeful Moïse Katumbi of a potential electoral base. DP Zongwe, Decentralization in the Democratic Republic of the Congo, *Autonomy Arrangements in the World*, March 2019, 10–14, DOI: 10.13140/RG.2.2.20028.08321.
15. K Kaiser and S Wolters, Fragile states, elites, and rents in the Democratic Republic of Congo (DRC), in D North et al, (eds.), *In the Shadow of Violence: Politics, Economics, and the Problems of Development*, Cambridge: Cambridge University Press, 2012.
16. K Kaiser and S Wolters, Fragile states, elites, and rents in the Democratic Republic of Congo (DRC), in D North et al, (eds.), *In the Shadow of Violence: Politics, Economics, and the Problems of Development*, Cambridge: Cambridge University Press, 2012.
17. DP Zongwe, Decentralization in the Democratic Republic of the Congo, *Autonomy Arrangements in the World*, March 2019, DOI: 10.13140/RG.2.2.20028.08321.
18. DP Zongwe, Decentralization in the Democratic Republic of the Congo, *Autonomy Arrangements in the World*, March 2019, DOI: 10.13140/RG.2.2.20028.08321.
19. Transparency International, [Overview of corruption and anti-corruption in the DRC](#), 2010,
20. See for example: B Akitoby and M Cinyabuguma, Sources of Growth in the Democratic Republic of the Congo: A Cointegration Approach, IMF Working Paper WP/04/114, July 2004; International Monetary Fund, [Democratic Republic of the Congo: Staff-monitored program and request for disbursement under the rapid credit facility](#), Press Release, Staff Report and Statement by the Executive Director for the Democratic Republic of the Congo, 23 December 2019,
21. Global Witness, [Regime cash machine](#): How the Democratic Republic of Congo's booming mining exports are failing to benefit its people, 21 July 2017
22. SA Matti, The Democratic Republic of Congo: Corruption, Patronage and Competitive Authoritarianism in the DRC, *Africa Today*, 56:4, Summer 2010, 42–61.
23. [Center for Systemic Peace](#), Polity5 Annual Time Series 1946–2018
24. The number of ethnic groups varies according to sources. Demographic data in the DRC should be taken with caution. The first and so far only census conducted in the country dates from 1984.
25. DR Congo, [Deuxieme Enquete Demographique et de Santé \(EDS-RDC II 2013–2014\)](#), Ministère du Plan et Suivi de la Mise en oeuvre de la Révolution de la Modernité, Septembre 2014
26. DR Congo, [Deuxieme Enquete Demographique et de Santé \(EDS-RDC II 2013–2014\)](#), Ministère du Plan et Suivi de la Mise en oeuvre de la Révolution de

la Modernité, Septembre 2014

27. DR Congo, [Deuxieme Enquete Demographique et de Santé \(EDS-RDC II 2013–2014\)](#), Ministère du Plan et Suivi de la Mise en oeuvre de la Révolution de la Modernité, Septembre 2014
28. United Nations, [World Urbanisation Prospects: the 2018 revision](#), New York: UN, 2019,
29. World Bank, Democratic Republic of Congo Urbanization Review: Productive and Inclusive Cities for an Emerging Congo, Directions in Development: Environment and Sustainable Development, Washington, DC: World Bank, 2018.
30. World Bank, Democratic Republic of Congo Urbanization Review: Productive and Inclusive Cities for an Emerging Congo, Directions in Development: Environment and Sustainable Development, Washington, DC: World Bank, 2018.
31. A Mason (ed.), [Population Policies and Programs in East Asia](#), Population and Health Series No. 123, Honolulu: East-West Centre, 2001
32. World Bank, Country profile, DR Congo, 2019.
33. World Bank, [Piecing together the poverty puzzle, Poverty and shared prosperity](#), 2018
34. World Bank, Democratic Republic of Congo, Systematic Country Diagnostic, Report No. 112733-ZR, 2018.
35. World Bank, Democratic Republic of Congo Urbanization Review: Productive and Inclusive Cities for an Emerging Congo, Directions in Development: Environment and Sustainable Development, Washington, DC: World Bank, 2018.
36. The MPI has three dimensions and 10 indicators: health (nutrition and child mortality); education (years of schooling and school attendance); and living standards (cooking fuel, sanitation, drinking water, electricity, housing, assets).
37. B Gates and M French Gates, Goalkeepers, [The stories behind the data](#), Bill and Melinda Gates Foundation, 2018,
38. World Bank, Education in the Democratic Republic of Congo: [Priorities and Options for Regeneration](#), World Bank Country Study, Washington, DC: World Bank, 2005
39. World Bank, Education in the Democratic Republic of Congo: Priorities and Options for Regeneration, World Bank Country Study, Washington, DC: World Bank, 2005
40. World Bank, ['When I grow up, I'll be a teacher.' The new ambitions of Congolese schoolchildren now that school is free](#), World Bank, 16 June 2020
41. World Bank, ['When I grow up, I'll be a teacher.' The new ambitions of Congolese schoolchildren now that school is free](#), World Bank, 16 June 2020
42. World Bank, ['When I grow up, I'll be a teacher.' The new ambitions of Congolese schoolchildren now that school is free](#), World Bank, 16 June 2020
43. [UNESCO Institute for Statistics](#), 2020
44. World Bank, World Development Report 2012: Gender Equality and Development, Washington, DC: World Bank, 2012.
45. African Economic Outlook, Developing Africa's workforce for the future, African Development Bank, 2020.
46. World Bank, Democratic Republic of Congo, Systematic Country Diagnostic, Report No. 112733-ZR, 2018.
47. Agence France-Presse, [The World Bank earmarks US\\$1bn for DR Congo health, education](#), MNA International, 17 June 2020
48. B Naughton et al, DRC survey: [An overview of demographics, health, and financial services in the Democratic Republic of Congo](#), START Center, University of Washington, March 2017,
49. LS Ho et al, Effects of a community scorecard on improving the local health system in Eastern Democratic Republic of Congo: Qualitative evidence using the most significant change technique, [Conflict and Health](#), 9:27, 2015
50. The target by 2030 is fewer than 70 per 100 000 live births for maternal mortality and 25 per 1 000 births for infant mortality.
51. Republique Democratique du Congo, Ministère de la santé publique, [Plan national de développement sanitaire 2016–2020](#), 2016
52. UNICEF, WHO and World Bank, [Levels and trends in child malnutrition: Key findings of the 2019 edition](#), 2019
53. Republique Democratique du Congo, Ministère de la santé publique, [Plan national de développement sanitaire 2016–2020](#), 2016
54. World Bank, [World Development Indicators](#), 2019
55. UNICEF, Democratic Republic of Congo, [Water, sanitation and hygiene](#)
56. Water and Sanitation Program, [Water supply and sanitation in the Democratic Republic of Congo](#), AMCOW Country Status Overview, 2011
57. WHO/UNICEF, [Joint Monitoring Programme](#), 2019.

58. WHO/UNICEF, [Joint Monitoring Programme](#), 2019,
59. High-Quality Technical Assistance for Results (HEART), [Increasing sustainable access to water, sanitation, and hygiene \(WASH\) in the Democratic Republic of Congo: Annual review 2018](#)
60. Nations Unies, Commission Economique pour l'Afrique, [Profile de pays: République démocratique du Congo 2017](#), Addis Ababa: NU.CEA, 2018-03,
61. PricewaterhouseCoopers, [Africa gearing up](#), 2013
62. B Naughton et al, [DRC survey: an overview of demographics, health, and financial services in the Democratic Republic of Congo](#), START Center, University of Washington, March 2017
63. PricewaterhouseCoopers, [Africa gearing up](#), 2013,
64. African Development Bank, [DRC Green Mini-Grid Program](#), 2019, www.afdb.org/fileadmin/uploads/afdb/Documents/Project-and-Operations/DRC_-_PAR_GREEN_MINI-GRID_PSN.pdf.
65. World Bank, [Increasing access to electricity in the Democratic Republic of Congo: Opportunities and challenges](#), 2020,
66. V Foster and DA Benitez, [The Democratic Republic of Congo's Infrastructure: A Continental Perspective](#), Washington DC: World Bank, 2011
67. African Development Bank, [DRC Green Mini-Grid Program](#), 2019
68. M Mateso, [RD-Congo: la construction d'Inga, le plus grand barrage du monde, peine à démarrer](#), Geopolis, 16 March 2015.
69. M Mateso, [RD-Congo: la construction d'Inga, le plus grand barrage du monde, peine à démarrer](#), Geopolis, 16 March 2015.
70. Congo Research Group, [I need you, I don't need You: South Africa and Inga III](#), March 2020, Congo Research Group and Phuzumoya Consulting.
71. African Development Bank, [DR Congo Green Mini-Grid Program](#), 2019
72. Central Intelligence Agency, [The world factbook](#), 2020
73. B Akitoby and M Cinyabuguma, [Sources of Growth in the Democratic Republic of the Congo: A Cointegration Approach](#), IMF Working Paper WP/04/114, July 2004, 10.
74. B Frégist, [Téléphonie mobile: la RDC parmi les 10 marchés du mobile les plus prometteurs d'Afrique](#), Digital Business Africa, 2014
75. See: [Number of mobile cellular subscriptions in the Democratic Republic of the Congo from 2000 to 2020](#)
76. E Mboyo, [RDC: sociétés: la rédaction](#), 2019
77. Deloitte, [Digital inclusion and mobile sector taxation in the Democratic Republic of Congo](#), 2015
78. AM Larrarte and GC Quiroga, [The Impact of Sicomines on Development in the Democratic Republic of Congo](#), *International Affairs*, 95:2, 2019, 423-446.
79. World Bank, [World Development Indicators](#), 2014.
80. BBC, [DR Congo to get billions in debt relief from the IMF](#), 2010
81. African Development Bank, [African economic outlook](#), 2020.
82. RFI, [Afrique economie](#)
83. RFI, [Afrique economie](#)
84. IMF, [Democratic Republic of the Congo: Selected issues and statistical appendix](#), Country Report No.05/373, 2005.
85. Central Bank of Congo, [Annual report](#), 2018.
86. IMF, [Democratic Republic of the Congo](#), Country Report No. 15/281,
87. Extractive Industries Transparency Initiative, [Democratic Republic of Congo](#), 2018
88. Interfaith Rainforest Initiative, [DR Congo](#)
89. Privacy Shield Framework, [Country Commercial Guide, Democratic Republic of Congo](#)
90. Central Bank of Congo, [BCC Annual Report](#), 2018, Kinshasa: BCC, 2018.
91. For a useful summary see P Edmond, K Titeca and E Kennes, [Angola's oil could actually be the DR Congo's: Here's why it isn't](#), *African Arguments*, 3 October 2019

92. Embassy of the DRC, Invest in DRC, [Hydrocarbon](#)
93. Extractive Industries Transparency Initiative, [Democratic Republic of Congo](#), 2018
94. Central Bank of Congo, BCC Annual Report, 2018, Kinshasa: BCC, 2018.
95. Direction générale du Trésor, [Le secteur minier en République Démocratique du Congo](#), 6 January 2020,
96. IMF, Democratic Republic of the Congo, Country Report No. 19/285, 2019.
97. N Renwick, G Jing and S Hong, China and African governance in the extractive industries, [International Development Policy](#), 2018
98. Natural Resource Governance Institute,
99. Extractive Industries Transparency Initiative, [Democratic Republic of Congo](#), 2018
100. Extractive Industries Transparency Initiative, [Democratic Republic of Congo](#), 2018
101. Central Bank of Congo, BCC Annual Report, 2018, Kinshasa: BCC, 2018.
102. Central Bank of Congo, BCC Annual Report, 2018, Kinshasa: BCC, 2018.
103. Central Bank of Congo, BCC Annual Report, 2018, Kinshasa: BCC, 2018.
104. F Bafilemba and S Lezhnev, [Congo's conflict gold rush bringing gold into the legal trade in the Democratic Republic of Congo](#), [The Enough Project](#), 2015
105. United Nations, UN Security Council Report No. S/2020/482.
106. D Cassimon et al, FDI from a 'Financing for Development' Perspective: Opportunities for Africa's Great Lakes Region, [Reflets et perspectives de la vie économique](#), 2016, 29–46.
107. See: [Foreign direct investment: Inward and outward flows and stock, annual](#)
108. Lloyds Bank, [Foreign direct investment in the Democratic Republic of Congo](#), 2020
109. World Bank, [Doing business report](#), 2020
110. World Bank, [Migration and Remittances Data](#), April 2020
111. Tralac, [Understanding global remittances corridors in the Democratic Republic of Congo](#), 2018.
112. Tralac, [Understanding global remittances corridors in the Democratic Republic of Congo](#), 2018
113. World Bank, [Press release](#), 29 October 2020
114. International Labour Organisation, [Women and Men in the Informal Economy: A Statistical Picture](#), 3rd ed., Geneva: International Labour Office, 2018.
115. IMF, [Democratic Republic of the Congo](#), Country Report No. 15/281, 2015
116. Embassy of the DRC, Invest in DRC, [Agriculture](#)
117. M Nanivazo and K Mahrt, [Growth and poverty in the Democratic Republic of Congo](#), in C Arnt, A McKay and F Tarp, [Growth and Poverty in Sub-Saharan Africa](#), Oxford Scholarship Online, 2016
118. World Bank, Democratic Republic of Congo, Systematic Country Diagnostic, Report No. 112733-ZR, 2018.
119. World Bank, Democratic Republic of Congo, Systematic Country Diagnostic, Report No. 112733-ZR, 2018.
120. Z Adebayo, [Sustainable agriculture in the Democratic Republic of Congo](#), [The Borgen Project](#), 2018
121. FAO, [The Democratic Republic of Congo](#)
122. USAID, [Agriculture and food security](#)
123. DP Zongwe, [Decentralization in the Democratic Republic of the Congo](#), March 2019, 7, DOI: 10.13140/RG.2.2.20028.08321.
124. World Bank, Democratic Republic of Congo, Systematic Country Diagnostic, Report No. 112733-ZR, 2018.
125. GS Becke, [Human Capital and Poverty Alleviation](#), Human Resources Development and Operations Policy, Working Papers, World Bank, 1995.
126. Programme national d'investissement agricole (PNIA), Ministère de l'Agriculture et du Développement Rural, Septembre 2012.

Donors and sponsors

Reuse our work

- All visualizations, data, and text produced by African Futures are completely open access under the [Creative Commons BY license](#). You have the permission to use, distribute, and reproduce these in any medium, provided the source and authors are credited.
- The data produced by third parties and made available by African Futures is subject to the license terms from the original third-party authors. We will always indicate the original source of the data in our documentation, so you should always check the license of any such third-party data before use and redistribution.
- All of our charts can be embedded in any site.

Cite this research

Kouassi Yeboua (2024) Development pathways for the DRC to 2050. Published online at futures.issafrica.org. Retrieved from <https://futures.issafrica.org/special-reports/country/drc/> [Online Resource] Updated 07 June 2023.

About the authors

Dr Kouassi Yeboua is a senior researcher in African Futures and Innovation programme in Pretoria. He recently served as lead author on ISS studies on the long-term development prospects of the DR Congo, the Horn of Africa, Nigeria and Malawi. Kouassi has published on various issues relating to foreign direct investment in Africa and is interested in development economics, macroeconomics, international economics, and economic modelling. He has a PhD in Economics.

About African Futures & Innovation

Scenarios and forecasting can help Africa identify and respond to opportunities and threats. The work of the African Futures & Innovation (AFI) program at the Institute for Security Studies aims to understand and address a widening gap between indices of wellbeing in Africa and elsewhere in the world. The AFI helps stakeholders understand likely future developments. Research findings and their policy implications are widely disseminated, often in collaboration with in-country partners. Forecasting tools inspire debate and provide insights into possible trajectories that inform planning, prioritisation and effective resource allocation. Africa's future depends on today's choices and actions by governments and their non-governmental and international partners. The AFI provides empirical data that informs short- and medium-term decisions with long-term implications. The AFI enhances Africa's capacity to prepare for and respond to future challenges. The program is headed by Dr Jakkie Cilliers.